

The Encyclopedia of

WINDOW FASHIONS

Fifth Edition
1,000,000 Sold



1000 Decorating Ideas for Windows, Bedding and Accessories

CHARLES T. RANDALL

Illustrations by
Patricia M. Howard

The Encyclopedia of
**WINDOW
FASHIONS**



CHARLES T. RANDALL

Randall International
Orange, California

Contents

Historical

- 1. Historical Window Treatments** 7-15
Italian and French Renaissance 7, English Baroque/Early Georgian 8, American Early Georgian/English Middle Georgian 9, Rococo/Louis XV 10, French Neoclassic/Louis XVI 11, English Neoclassic 12, American Federal/Neoclassic 13, Victorian 14,15

Contemporary

- 2. Draperies** 16-49
Over one hundred drapery styles; standard quality features, how to order custom draperies, stack-back chart, yardage chart, window types, pleat-to/fullness charts
- 3. Valances** 50-71
Over one hundred Valance Styles; rod-pocket, banner, arched, French pleat, tear-drop, Cloud, Balloon, Kingston, box pleated, empire, etc., yardage information
- 4. Swags and Cascades** 72-93
Over eighty styles: turban, wrapped, open, gathered, knots and tassels; arrangement styles; yardage information
- 5. Cornice Boxes, Lambrequins** 94-111
One hundred and fourteen styles; measuring information
- 6. Fabric Shades** 112-121
Fifty Styles; designer creations, Clouds, Balloons, Romans, Stagecoach
- 7. Curtains** 122-131
Forty five Styles; including various heading and unique valance combinations
- 8. Accessories** 132-139
Eighteen Tie-bands, six table covers, twenty one pillows/cushions, placemats, seat-cushions, rosettes, lamp shades, napkins, slip covers, wastebaskets, etc
- 9. Bed Coverings** 140-147
Thirty bedspread/coverlet styles; upholstered headboards, dust ruffles, pillow shams, benches, yardage information
- 10. Blinds and Shutters** 148-165
Shutters, wood-blinds, mini-blinds, pleated shades, roller shades, toppers, verticals
- 11. Windows with a Challenge** 166-226
Creative solutions for fourteen difficult to treat windows
- Glossary of decorating terms 174
Glossary of fabric terms 179
Textile fibers and their properties 182
Drapery fabrics—look and performance 183
Conversion chart 183
Bibliography 184
Visual index 185
Index 224

This book is lovingly
dedicated to my wife
Elizabeth Suzanne Randall
- Queen of Hearts

Introduction

“The eyes are the windows of the soul” is an often quoted poetic expression. The windows in a house, however, can often be an expression of less than perfection—poetic or otherwise. To help you achieve your own perfect window treatment is the goal of the *Encyclopedia of Window Fashions*.

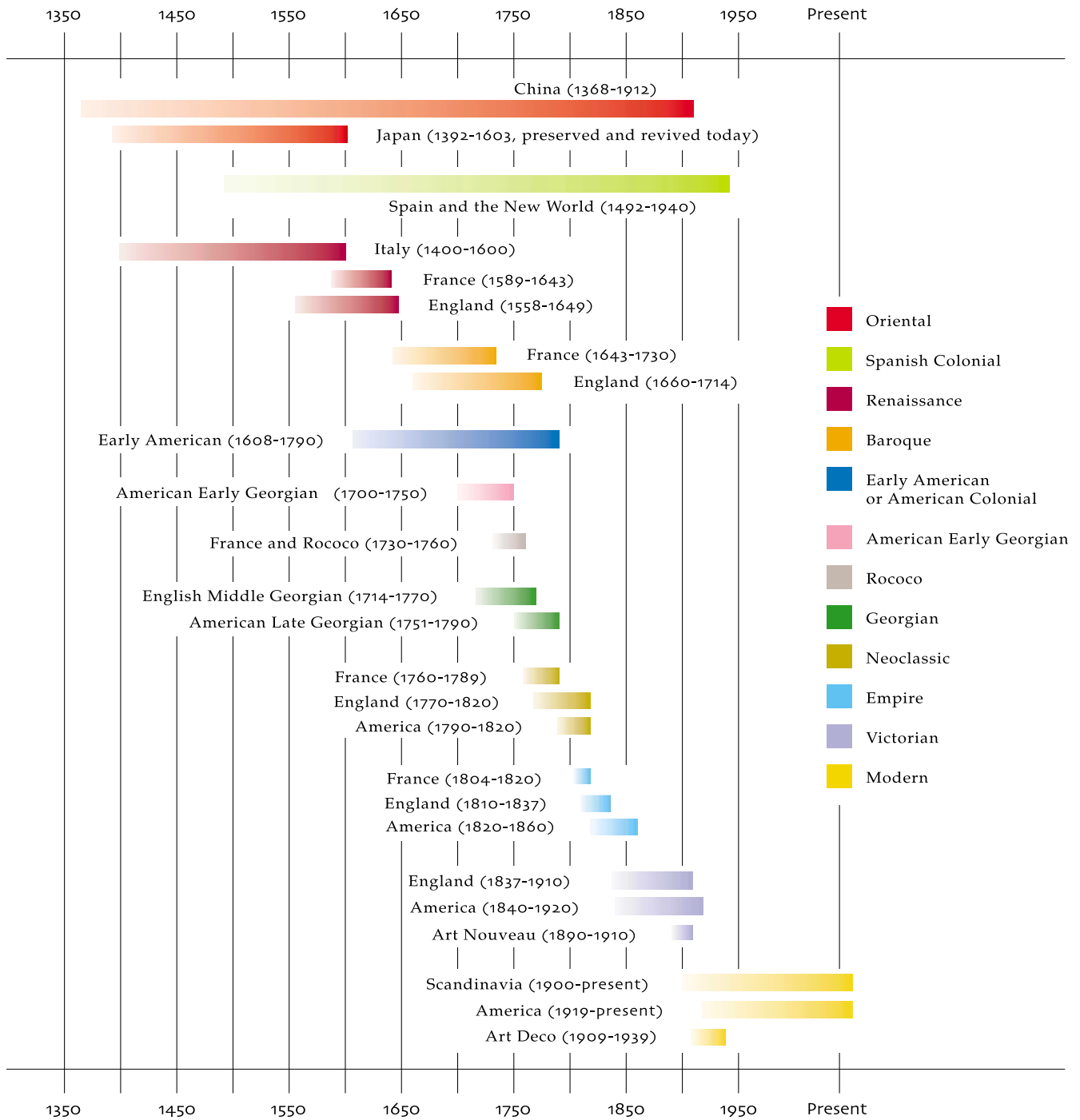
Is one picture worth a thousand words? Graphics have always stimulated the creation and communication of ideas. The uniqueness—and success—of the *Encyclopedia of Window Fashions* lies in combining the presentation of 1000 illustrations with a truly encyclopedic display of window treatments. Fifteen years and one million copies later, this original publication remains the best organized, most effective design aid available. If your profession is interior design, this new, expanded edition belongs in your library, on your work table and with you in the field.

Visual definitions of a particular window treatment are immediately effective communication tools. When accompanied by specific yardage requirements, by glossary-supplied performance summaries of fabric properties and appearance and by alternative approaches to creating a desired effect, you have all the information necessary to work with your client. Whether a budget is lavish or modest, the *Encyclopedia of Window Fashions* offers the optimum number of choices in an individual design situation.

If this is your introduction to *Encyclopedia of Window Fashions*, welcome! Our book is sure to become an indispensable resource tool in your work. If you are among the many who own an earlier edition, I extend my sincere appreciation. Without your patronage, our latest version would not be possible. I know you will find that it continues in the high tradition you have come to expect from us.

Charles Randall

Historical Windows



Overlapping Styles

Styles overlapped in the market due to new styles appearing at the end of one period while older styles continued to appear at the lower end of the markets. Transitional forms of style may appear in the higher end of the market because newer more technically advanced features are always being added onto the already existing older styles. Styling preferences varied both in different regions and social groups. One example would be the Regency Period, where its style was still fashionable for over half a century in the north, while it had gone out of style over half a century ago during its popularity.



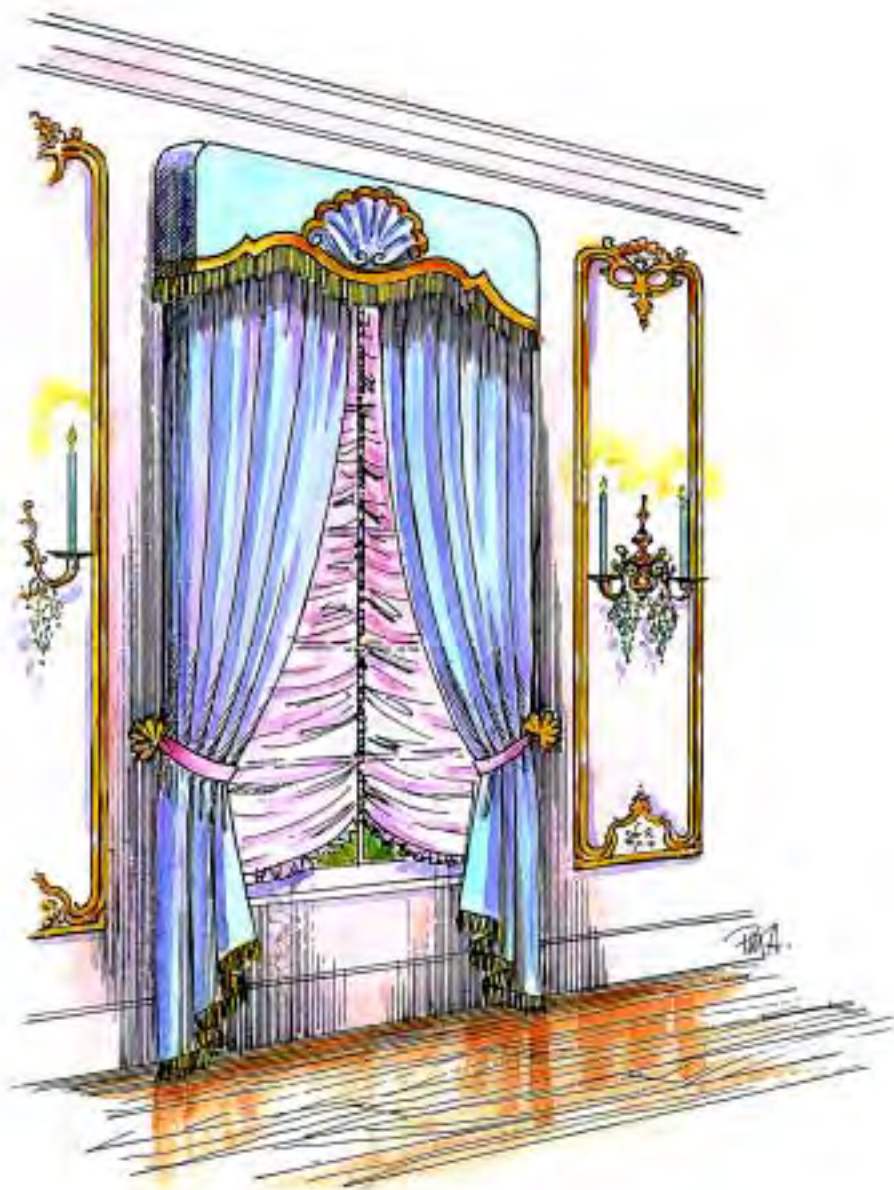
Italian and French Renaissance
1400-1649



English Baroque/Early Georgian
1660-1714



American Early Georgian/English Middle Georgian
1714-1770



Rococo/Louis XV
1730-1760



French Neoclassic/Louis XVI
1760-1789



English Neoclassic
1770-1820



American Federal/Neoclassic
1790-1860



Victorian
1837-1920



Victorian
1837-1920

Draperies



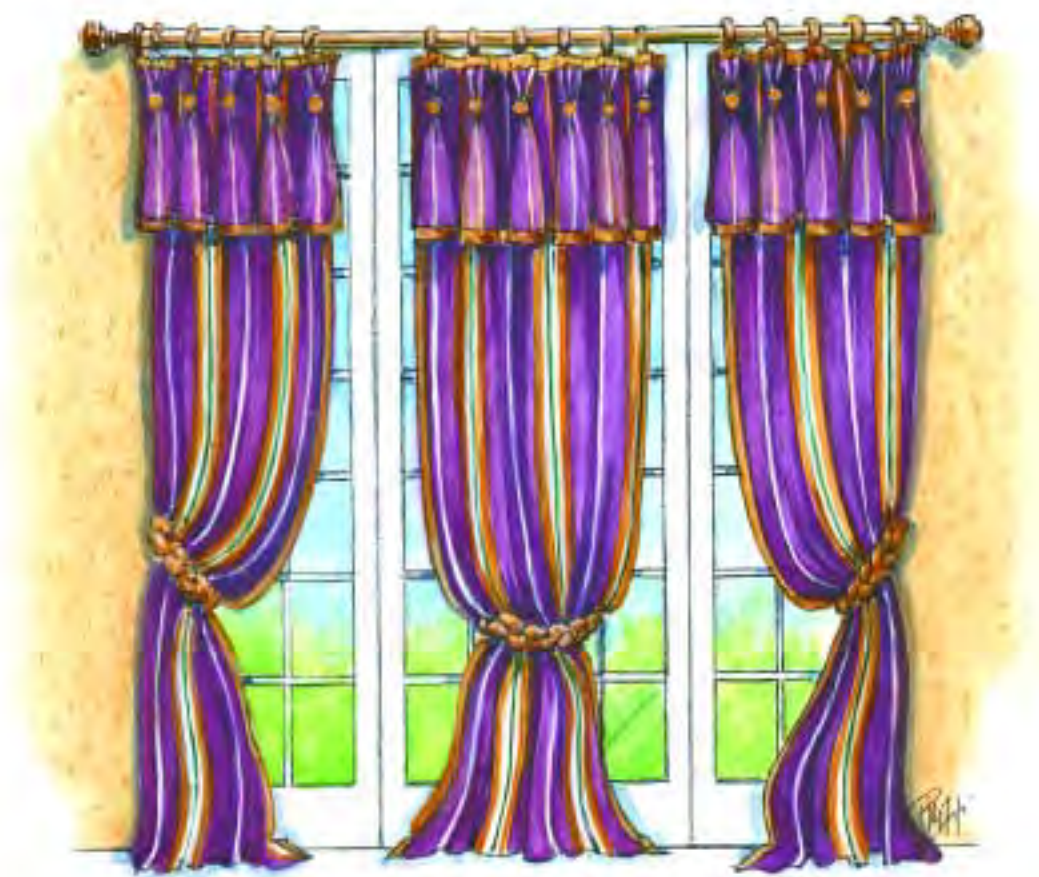
Pointed Valance with Swags over
Pleated Draperies



Goblet Pleated Valance with Tassels
on Dec. Rod



Tab Draperies with Tear Drop Valance
on Dec. Rod




French Pleated Valance with buttons
over Tie-backs



Asymmetrical Valances over Pleated
Draperies and Roman Shade



Tab Valance over Draperies



Various Rod Pocket Draperies




Draperies on Dec. Rod over Cloud Shade



Arched Ruffled Sunburst and Tie-backs
over Caf Curtains




Tent Draperies over Caf Curtains




Gathered Draperies Pulled Back to Show Lining



Tent Pleated Draperies over Café Curtains



Handkerchief Valance over Asymmetric Tie-back



Draperies Folded and Gathered over Sheers



Rod Pocket Draperies under Knotted Scarf Swag




Gathered Draperies over Swag




Arched Pleated Draperies




Arched Swags over Arched Pleated Draperies




Arched Bishop Sleeve



Arched Rod Pocket Drapery



Arched Knotted Swag Drapery



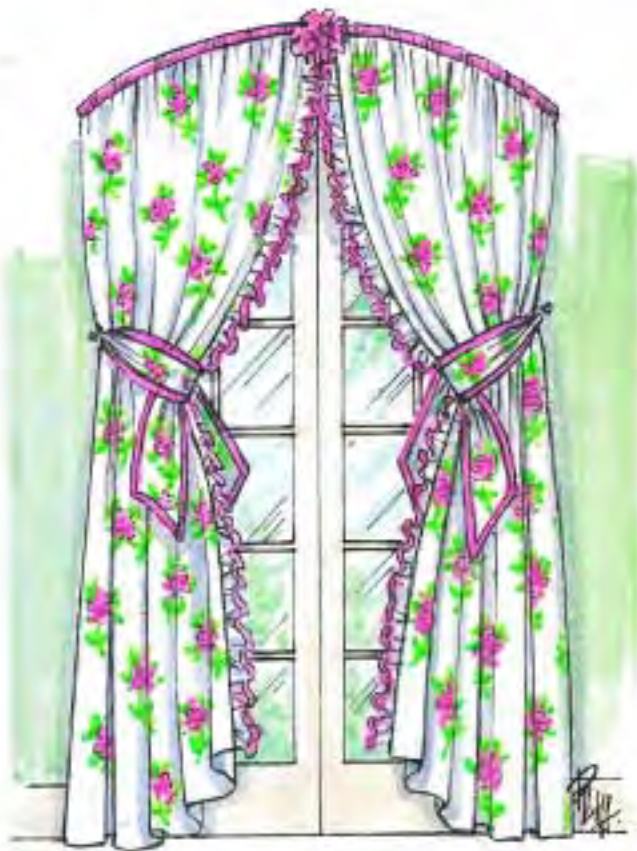
Arched Drapery



Gathered Drapery over Austrian Shade



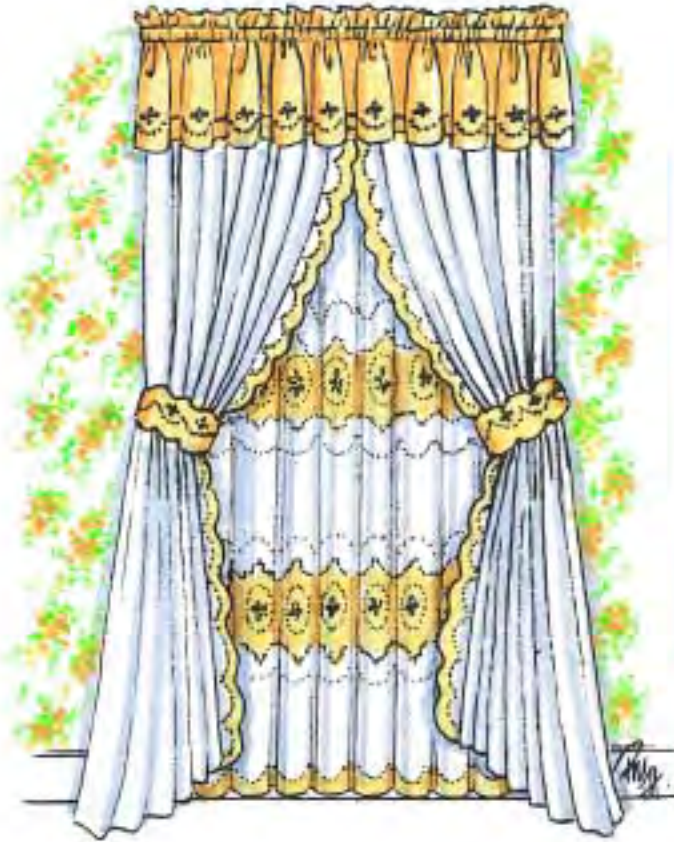
Tab Draperies under Swag



Arched Draperies with Ruffles and Large Ties



Rod Pocket Draperies with Banding



Rod Pocket Draperies over Sheers



Rod Pocket Draperies over Cafe Curtain




Rod Pocket Bishop Sleeve Draperies



Arched Rod Pocket Draperies over Cafe Curtain




Pleated Drapery on Dec. Rod with Tassels and Rope



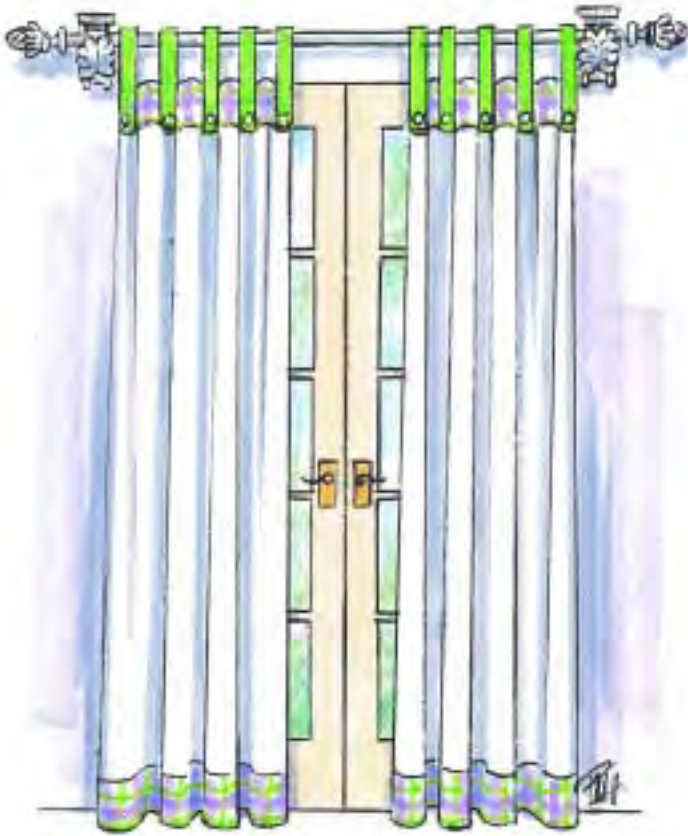
Rod Pocket Drapery over Sheer with Tab Valance



Double Rod Pocket Drapery Tied Back



Tab Draperies on Dec. Rod



Tab Draperies on Dec. Rod with Sconces



Tab Draperies on Dec. Rod with Holdback



Tab Draperies on Dec. Rod with Holdbacks



Double Tab Draperies on Dec. Rod with Holdbacks




Arched Bishop Sleeve Draperies over Balloon Shade



Knotted Lace Swag over Lace Draperies



Arched Gathered Valance over Draperies



Single Swag with Rosettes over Draperies



Tabbed Draperies with Valance on Dec. Rod




Gathered Draperies with Sleeve on Dec. Rod




Draperies on Dec. Rod with Special Swag Effect



Draperies on Dec. Rod



Gathered Valance over Bishop Sleeve Draperies with Cafe Curtain



Single Swag over Draperies and Cafe Curtain



Gathered Valance over Tie-backs



Gathered Valance over Draperies



Gathered Valance over Tie-backs




Gathered and Swagged Valance over Tie-backs




Gathered Valance with Draperies Pulled Back




Double Arched Valance over Tie-backs and Cloud Shade




Pleated Arched Valance over Tie-backs and Sheer Balloon



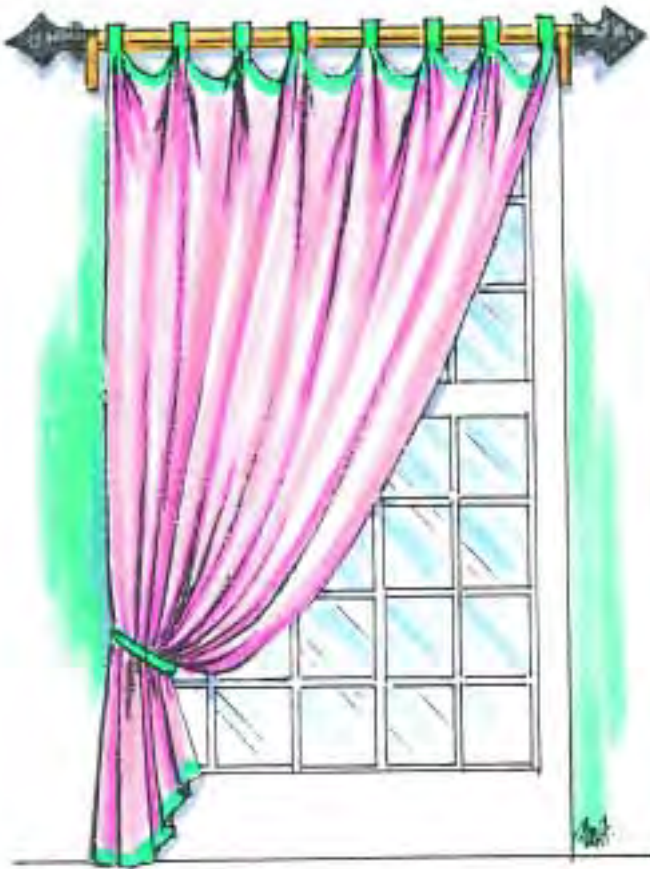
Gathered Top Arched Valance over Bow Tie-backs



Double Gathered Valance with Brass Rod in Middle over Blind



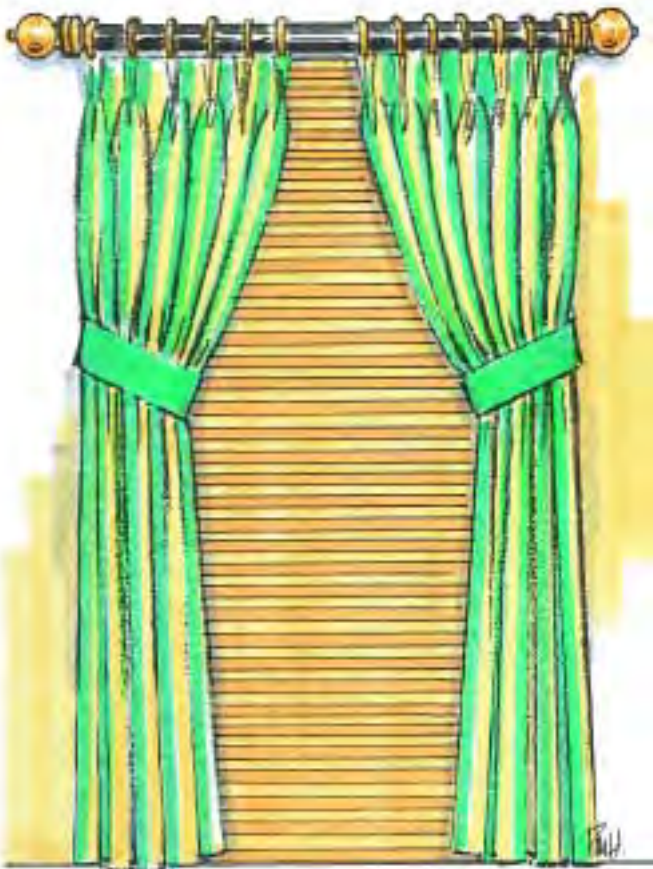
Tabbed Drapery with Bows and Tie-back Holder



Tabbed Drapery Tied Back on One Side



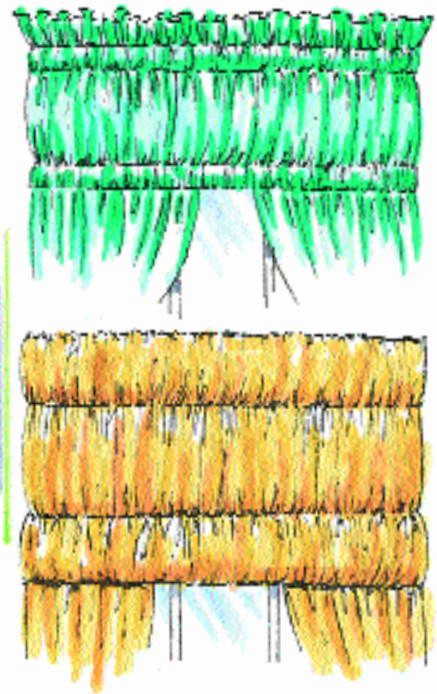

Pleated Draperies Tied Back



Pleated Tie-back Draperies on Dec. Rod




Rod Pocket Drapery with Tie-backs




Alternate Heading Styles

Rod Pocket Drapery with Center Sleeve and Tie-backs



Double Rod Pocket Drapery



Bishop Sleeve Draperies with Valance



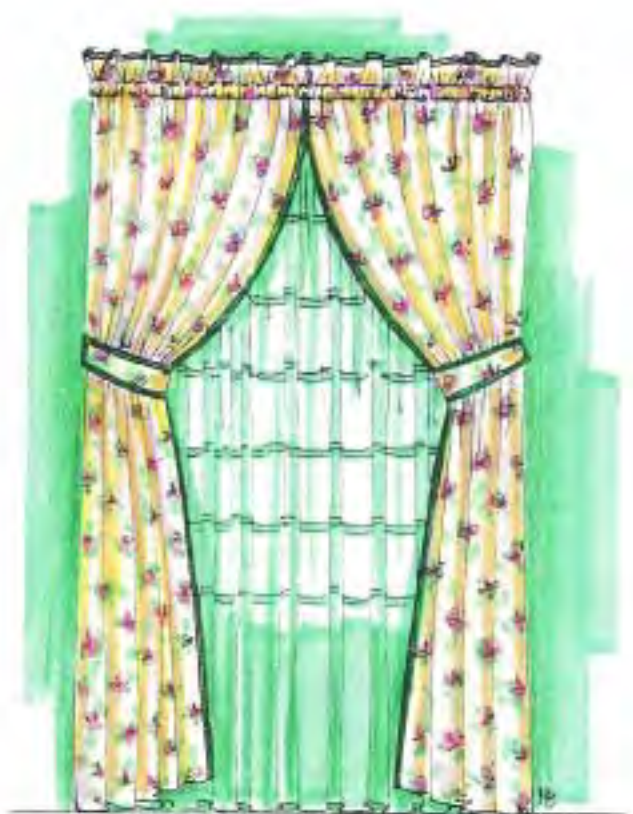
Arched Valance with Ruffle and Ruffled Tie-backs over Cafe Curtains




Tie-back Draperies with Balloon Valance




Rod Pocket Drapery with Banding



Tie-backs with Ruffle at Top, Sheers under



Flat Rod Pocket Drapery Tied Back



Rod Pocket Drapery over Rod Top and Bottom Cafe



Rod Pocket Tie-backs with Ruffles



Rod Pocket Valance with Rod Pocket Cafe




Rod Top and Bottom Valance with Matching Tie-bands and Mini Blind




Flat Rod Pocket Drapery over Rod Pocket Cafe



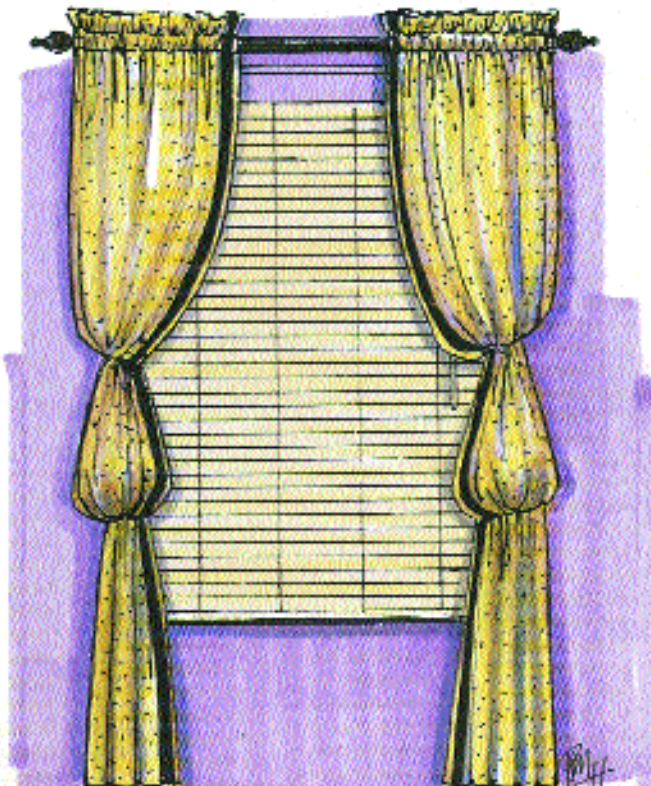
Flat Rod Pocket Panels with Stand-up Top



Kingston Valance over Tied-back
Draperies and Sheers



Rod Pocket Drapery over Sheers




Banded Stationary Bishop's Sleeve
over Mini Blind



Stationary Drapery on Covered Rod
with 3" Stand-up Top



Tied-back Stationary Draperies on Dec. Pole with Sleeve in Middle




Rod Top Draperies on Dec. Pole



Bow-tied Bishop Sleeve Draperies Gathered on Dec. Rod




Stationary Rod Top Draperies on Dec. Pole, Sleeve in Middle



Cluster Pleated Valance on Dec. Rod with
Pleated Draperies over Roman Shade



French Pleated Draperies on Dec. Rod
over Balloon Shade



Tab Draperies on Dec. Rod over
Cafe Curtain



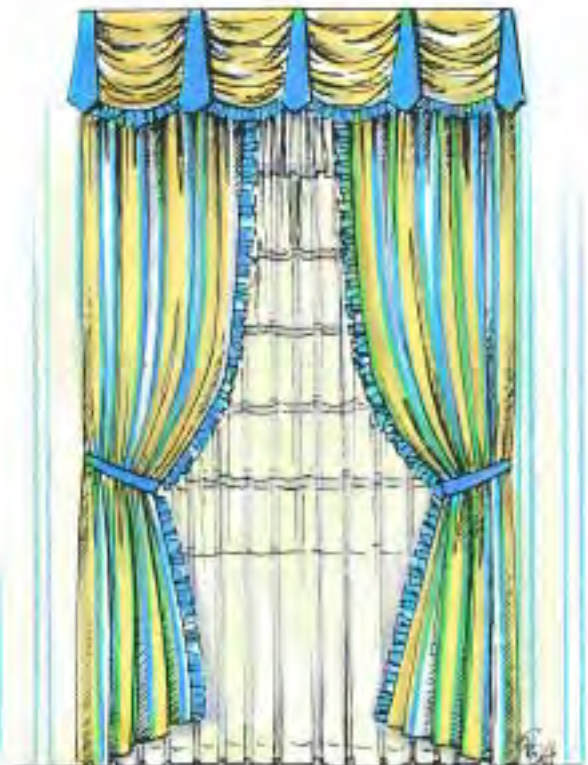
Arched French Pleated Valance
and Tie-backs




Multiple Arched Valance over
Draperies and Sheers



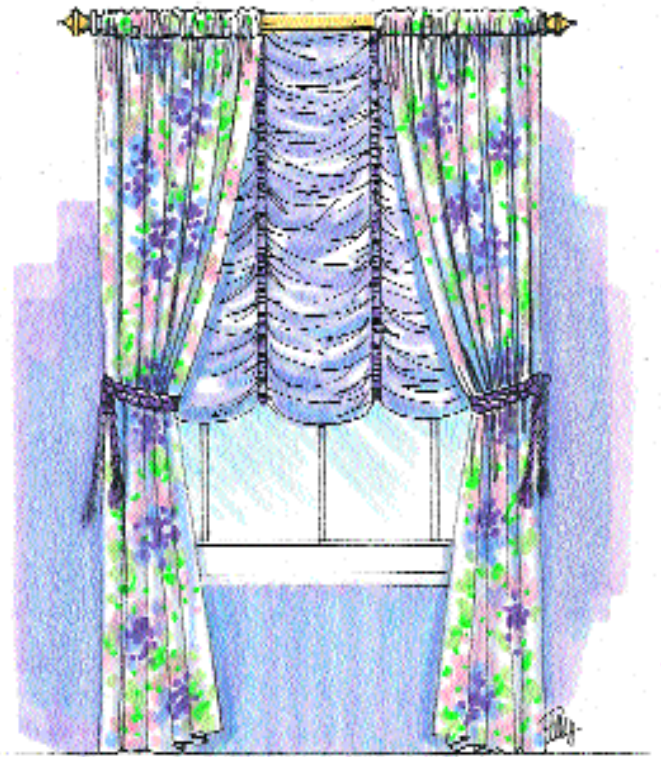
Rod Pocket Cloud Valance
Tie-back Draperies over Sheers




Austrian Valance with Tie-backs
over Sheers



Rod Top Draperies with Center Floreance and Low Tie-backs over Mini Blind



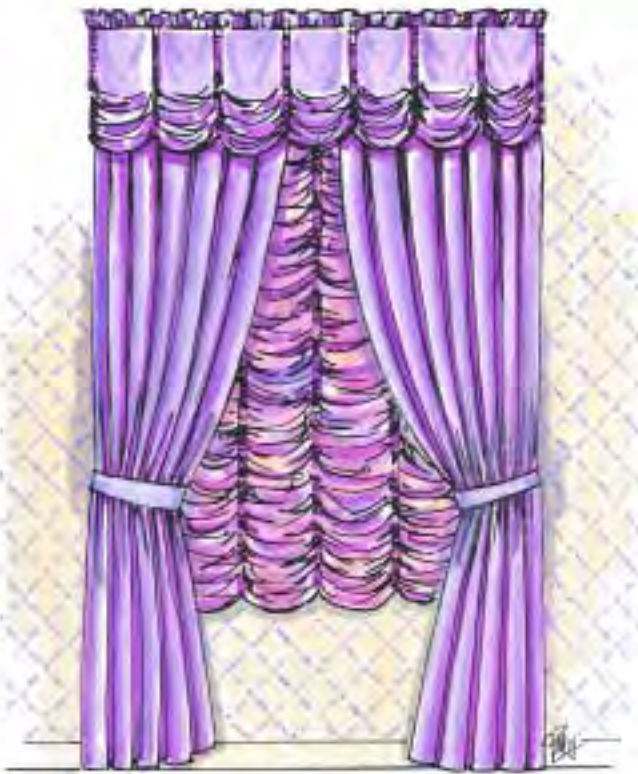
Draperies Gathered on Dec. Pole over Austrian Shade



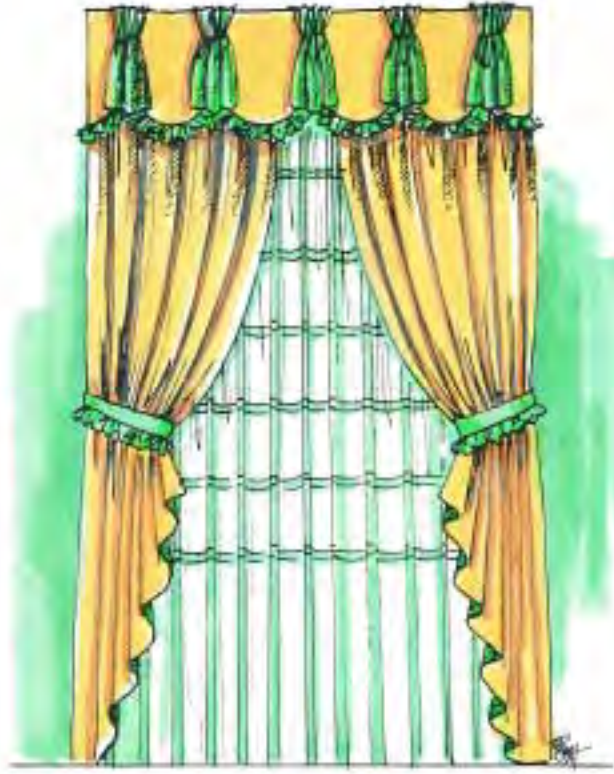
Rod Top Draperies with Multiple Bow Ties over Roman Shade




Pleated Tie-back Draperies




Tie-back Draperies with Austrian Valance and Shade



Space Pleated Queen Ann Valance with Scalloped Edge over Tie-backs and Sheers




Multiple Tie-backs over Cafe Curtains



Pinch Pleated Drapery with Fringe



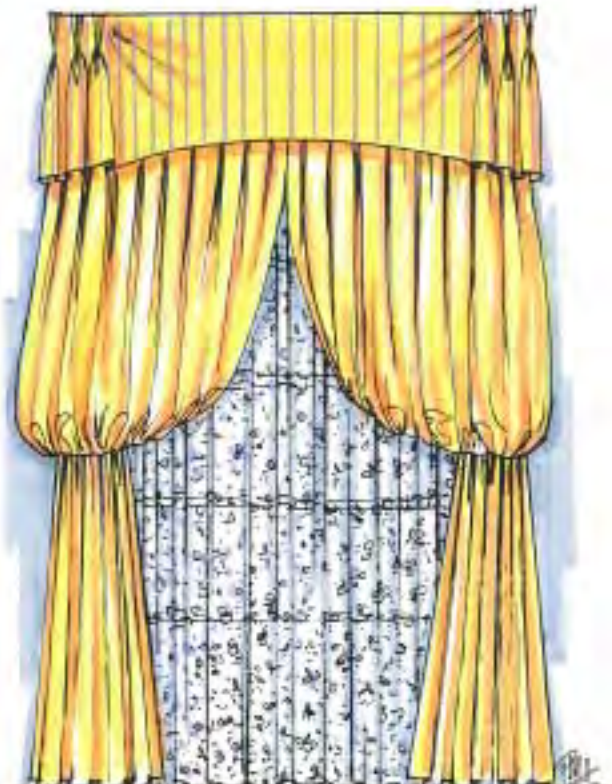
Ruffled Tie-backs with Bow and Rosettes over Pull-down Shade



Rod Top Only Balloon Draperies



Double Rod Top Valance with Puffed Tie-backs over Sheers



End-pleated Valance with Puffed Tie-backs over Lace Curtain

Custom Made Draperies

Standard Workmanship and Quality Features

- Double Heading
- 4" Permanent Buckram Headings
- Pleating custom tacked with extra thread
- All seams serged and overlocked
- All draperies perfectly matched
- All draperies table sized
- Blind stitched bottom and side hems
- Double 4" bottom hems + 1½" Double side hems
- All draperies weighted at corners and seams
- Multiple width draperies are pleated so that joining seams are hidden behind pleats.

Made to Custom Measurements

To any exact width or length.
Pleated to any desired fullness up to 3 to 1.
Lined or unlined.

Drapery Terminology

- Width is one strip of material (can be any length) which can be pleated to a finished dimension across the TOP of between 16" and 24". Using a 48" wide material as our base, a width of which finishes to 24" is considered double fullness or 2 to 1; 16" finished width is considered triple fullness or 3 to 1. Any number of widths can be joined together to make the draperies properly cover the window area.
- Panel is a single unit of drapery of one or more widths, which is used specifically for one way draw — stack left or stack right — and/or stationary units.
- Pair is two equal panels which are pleated to cover a desired area.
- Return is the measurement from the rod to the wall; in other words the projection.
- Overlap is the measurement, when draperies are fully closed, of having the right panel overlap the left panel. This is usually 3" for each panel. *Remember your customer must add 12" to the rod measurement to insure proper returns and overlap.*

Options Available on Draperies

A variety of Headings:

Pinch Pleated with 4" buckram

Pinch Pleated with 5" buckram

Box Pleated

Box Pleated with Tabs for rod. Add diameter of rod to finished length. For flat tab draperies use 2-).

Rod Pocket for Shirred draperies.

Draperies may be self-lined, or

Draperies may be lined with black-out lining.

Pleat Spacing

Pleat spacings vary according to the widths of material used to achieve a specified finished width. For example: 3 widths of material pleated to 59 inches in the pair will not have the same pleat spacing as 3 widths of material pleated to 72 inches in the pair. If pleats and pleat spacing are to look alike on draperies of different widths, please specify "comparable fullness" on your order. *Vertically striped fabrics will not fabricate to allow an identical stripe to fall between each pleat, panel to panel, in pair to pair.*

How to Order Your Draperies

Since "Made-to-Measure" draperies are made to your exact specifications it is imperative that measurements be made with the greatest of care. We recommend that you double check all measurements for accuracy. All measuring should be done with a steel tape or yardstick. Measure each window separately even when they appear to be the same size. If length varies use dimension of shortest length.

Drapery Width

- Measure width of drapery rod (front end to end)
- Add to this figure an extra 12" to include the allowance for standard traverse rod returns and overlap.
- Standard returns are 3" in depth. For over-draperies allow for clearance of under-curtain. A 6" return should be sufficient.
- When ordering panels that stack (draw) in one direction only, specify if the drapery is to stack (draw) left or right.

Drapery Length

- Measure from top of rod, to floor or to carpet. (By inserting pins 1" from top drapery will automatically clear the floor or carpet.)
- Under-curtain should be at least ½" shorter than over-drapery.
- When floor length draperies are used it is best to measure length at each side and in the center. Use shortest figure for your measurement.
- Rod should be placed a minimum of 4" above the window so hooks and pleats will not be observed from outside.
- If sill length, allow 4" below sill so bottom hem will not be observed from outside.
- When using pole rings, measure length from bottom of rings.

Caution: When both under-curtain and over-drapery are used, be sure to allow for clearance of face drapery. For example, an under-curtain with a 3½" return requires at least a 6" return on the over-drapery.

STACK BACK CHART

IF THE GLASS IS	TOTAL STACK-BACK SHOULD BE	ROD LENGTH AND DRAPERY COVERAGE SHOULD BE
	28 inches	64 inches
44	28	72
50	30	80
56	32	88
62	34	96
68	36	104
75	37	112
81	39	120
87	41	128
94	42	136
100	44	144
106	46	152
112	48	160
119	49	168
125	51	176
131	53	184
137	55	192
144	56	200
150	58	208
156	60	216
162	62	224
169	63	232
175	65	240
181	67	248
187	69	256

NOTE: You will have to ADD RETURNS AND OVERLAPS TO DRAPERY COVERAGE. THIS CHART IS BASED ON AVERAGE PLEATING AND MEDIUM WEIGHT FABRIC. YOU MAY DEDUCT 7" FROM ROD LENGTH IF YOU ARE USING A ONE WAY ROD. IF BULKY FABRIC IS USED, ADD TO STACK-BACK ACCORDINGLY.

PLEAT-TO / FULLNESS CHARTS

(48" Fabric) 2½ X's Fullness

PLEAT-TO	19	38	57	76	95	114	133	152	171	190	209	228	247	266	285
WIDTHS	1	2	3	4	5	6	7	8	9	10	11	12	13	14	15

(48" Fabric) 3 X's Fullness

PLEAT-TO	15	30	45	60	75	90	105	120	135	150	165	180	195	210	225
WIDTHS	1	2	3	4	5	6	7	8	9	10	11	12	13	14	15

(54" Fabric) 2½ X's Fullness

PLEAT-TO	21	42	63	84	105	126	147	168	189	210	231	254	273	294	315
WIDTHS	1	2	3	4	5	6	7	8	9	10	11	12	13	14	15

(54" Fabric) 3 X's Fullness

PLEAT-TO	17	34	51	68	85	102	119	136	153	170	187	204	221	238	255
WIDTHS	1	2	3	4	5	6	7	8	9	10	11	12	13	14	15

YARDAGE CHART FOR 4" OR 5" HEADING (Cut Plus 20")

TOTAL NUMBER OF WIDTHS PER PAIR OR PANEL


FINISHED LENGTH	2W	3W	4W	5W	6W	7W	8W	9W	10W	11W	12W	13W	14W	15W
36"	3 1/4	4 1/4	5 1/4	6 1/4	7 1/4	8 1/4	9 1/4	10 1/4	11 1/4	12 1/4	13 1/4	14 1/4	15 1/4	16 1/4
40"	3 1/2	4 1/2	5 1/2	6 1/2	7 1/2	8 1/2	9 1/2	10 1/2	11 1/2	12 1/2	13 1/2	14 1/2	15 1/2	16 1/2
44"	3 3/4	4 3/4	5 3/4	6 3/4	7 3/4	8 3/4	9 3/4	10 3/4	11 3/4	12 3/4	13 3/4	14 3/4	15 3/4	16 3/4
48"	4	5	6	7	8	9	10	11	12	13	14	15	16	17
52"	4 1/4	5 1/4	6 1/4	7 1/4	8 1/4	9 1/4	10 1/4	11 1/4	12 1/4	13 1/4	14 1/4	15 1/4	16 1/4	17 1/4
56"	4 1/2	5 1/2	6 1/2	7 1/2	8 1/2	9 1/2	10 1/2	11 1/2	12 1/2	13 1/2	14 1/2	15 1/2	16 1/2	17 1/2
60"	4 3/4	5 3/4	6 3/4	7 3/4	8 3/4	9 3/4	10 3/4	11 3/4	12 3/4	13 3/4	14 3/4	15 3/4	16 3/4	17 3/4
64"	5	6	7	8	9	10	11	12	13	14	15	16	17	18
68"	5 1/4	6 1/4	7 1/4	8 1/4	9 1/4	10 1/4	11 1/4	12 1/4	13 1/4	14 1/4	15 1/4	16 1/4	17 1/4	18 1/4
72"	5 1/2	6 1/2	7 1/2	8 1/2	9 1/2	10 1/2	11 1/2	12 1/2	13 1/2	14 1/2	15 1/2	16 1/2	17 1/2	18 1/2
76"	5 3/4	6 3/4	7 3/4	8 3/4	9 3/4	10 3/4	11 3/4	12 3/4	13 3/4	14 3/4	15 3/4	16 3/4	17 3/4	18 3/4
80"	6	7	8	9	10	11	12	13	14	15	16	17	18	19
84"	6 1/4	7 1/4	8 1/4	9 1/4	10 1/4	11 1/4	12 1/4	13 1/4	14 1/4	15 1/4	16 1/4	17 1/4	18 1/4	19 1/4
88"	6 1/2	7 1/2	8 1/2	9 1/2	10 1/2	11 1/2	12 1/2	13 1/2	14 1/2	15 1/2	16 1/2	17 1/2	18 1/2	19 1/2
92"	6 3/4	7 3/4	8 3/4	9 3/4	10 3/4	11 3/4	12 3/4	13 3/4	14 3/4	15 3/4	16 3/4	17 3/4	18 3/4	19 3/4
96"	7	8	9	10	11	12	13	14	15	16	17	18	19	20
100"	7 1/4	8 1/4	9 1/4	10 1/4	11 1/4	12 1/4	13 1/4	14 1/4	15 1/4	16 1/4	17 1/4	18 1/4	19 1/4	20 1/4
104"	7 1/2	8 1/2	9 1/2	10 1/2	11 1/2	12 1/2	13 1/2	14 1/2	15 1/2	16 1/2	17 1/2	18 1/2	19 1/2	20 1/2
108"	7 3/4	8 3/4	9 3/4	10 3/4	11 3/4	12 3/4	13 3/4	14 3/4	15 3/4	16 3/4	17 3/4	18 3/4	19 3/4	20 3/4

RTB Cut Plus 12" TIE BACKS CUT 12"

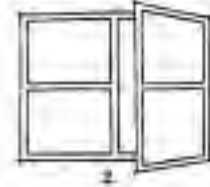
YARDAGE CHART FOR 5" HEADINGS (DOUBLE) . . . PLAIN FABRICS ONLY, CUT PLUS 20"

Window Types

1. **Double Hung Window** – Most common of all window types, has two sashes, one or both of which slide up and down. Unless it is too long and narrow or in the wrong location, this type of window is usually one of the easiest to decorate.
2. **In-Swinging Casement** – Opens into the room. If it is not decorated properly, curtains and draperies may tangle with the window as it is opened and closed.
3. **Out-Swinging Casement** – Opens outward. Both in-swinging and out-swinging casements may be operated by a crank, or simply moved by hand. Out-swinging casements are easily decorated.
4. **Ranch or Strip Windows** – Most often a wide window set high off the floor. Usually has sliding sashes and is common to most ranch type houses. It requires special consideration when decorating to make it attractive.
5. **Awning Window** – Has wide, horizontal sashes that open outward to any angle; can usually be left open when it's raining. Unless it is awkwardly placed or shaped, it's an easy one to decorate.
6. **Jalousie Window** – Identified by narrow, horizontal strips of glass that open by means of a crank to any desired angle. Decorating problems result only when the shape or location is unusual.
7. **Picture Window** – One designed to frame an outside view. It may consist of one large, fixed pane of glass, in which case the window cannot be opened. Or it may have movable sections on one or both sides of a fixed pane – or above and below – which can be opened for ventilation. Sometimes there are decorating problems, but in general, a picture window is your big opportunity.
8. **Dormer Window** – Usually a small window projecting from the house in an alcove-like extension of the room. It requires a treatment all its own.
9. **Bay Windows** – Three or more windows set at an angle to each other in a recessed area. You can use lots of imagination with bay windows.




1.



2.



3.



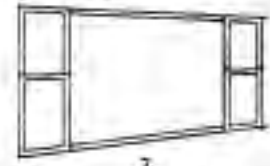
4.



5.



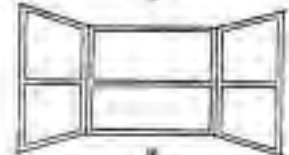
6.



7.

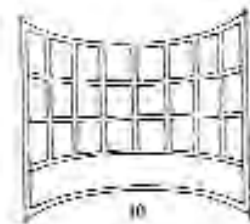


8.



9.

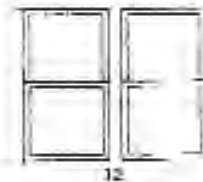
10. **Bow Window** – A curved window, sometimes called a circular bay.



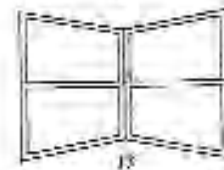
11. **Slanting Window** – Often called “cathedral” window; usually an entire wall of the room. Its main characteristic is the angle at the top where the window follows the line of a slanting roof. This top slanting line often causes decorating concern, but the problem can be solved very effectively.



12. **Double Windows** – Side by side windows. (If there are more than one they are often called multiple windows.) Most often treated as a single unit, always think of them together, as one decorating element.



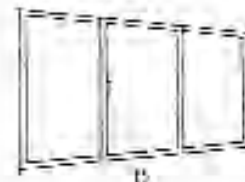
13. **Corner Windows** – Any window that comes together at the corner of a room.



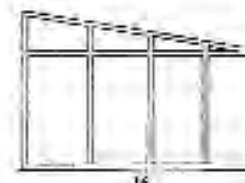
14. **French Doors** – Sometimes called French windows. They come in pairs and often open onto a porch or patio. Usually they need special decorating to look their best.



15. **Sliding Glass Doors** – Today’s functional version of French doors. They are often set into a regular wall, but are sometimes part of a modern “glass wall.” Either way, they need special décor that allows them to serve as doors yet provide nighttime privacy.



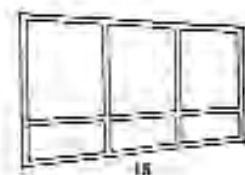
16. **Clerestory Window** – A shallow window set near the ceiling. Usually should be decorated inconspicuously. (In modern architecture, it is sometimes placed in the slope of a beamed ceiling, in which case it should rarely be decorated at all.)



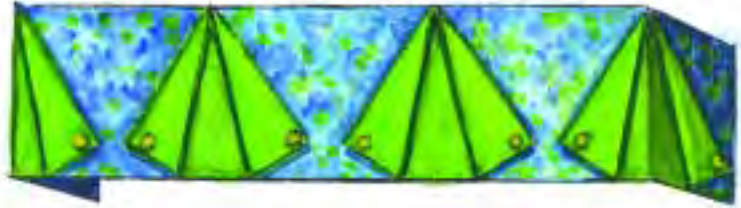
17. **Palladian Window** – An arched top window with straight panes below the arch.



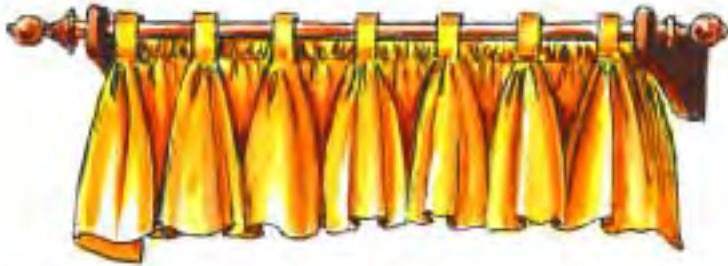
18. **Glass Wall** – Usually a group of basic window units made to fit together, forming a veritable “wall” of windows. Curtains and draperies often require special planning.



Valances



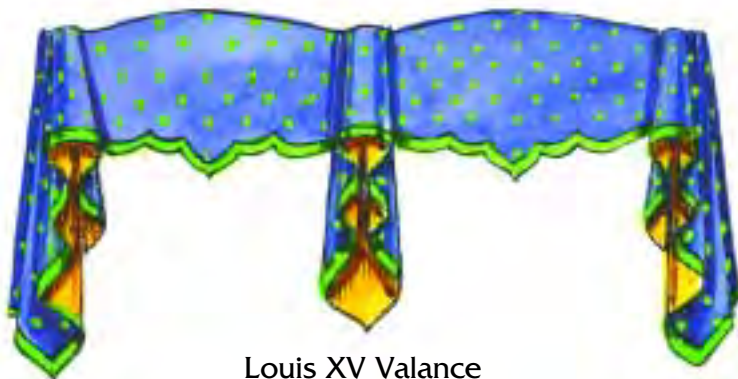
Box Pleated Valance with Buttons



Tab Valance on Dec. Rod



Box Pleated Valance with Points and Banding




Louis XV Valance



Arched Kingston Valance



Murphy Valance



Bordeaux Valance



Arched Box Pleated
Valance with Heading



Multi Point Valance with Pleats and Fringe



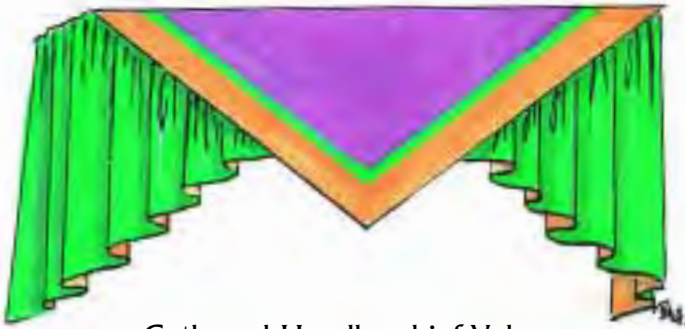
Arched Pleated Valance



Arched and Gathered Valance with Rope



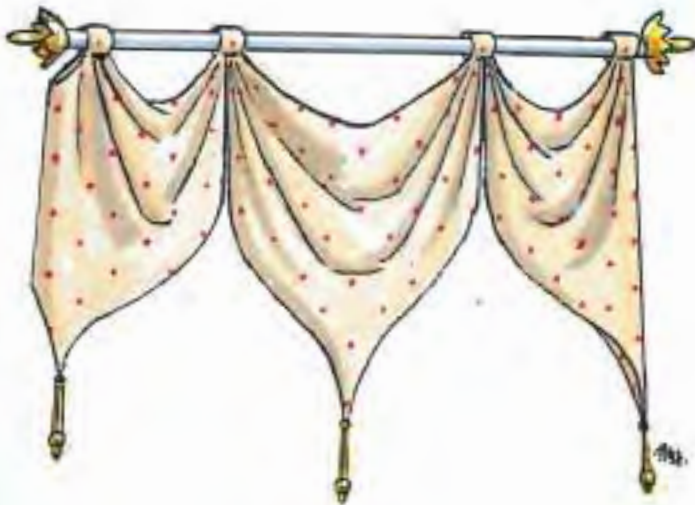
Box Pleated Valance with Tabs




Gathered Handkerchief Valance



Queen Ann Valance



Tear Drop Valance



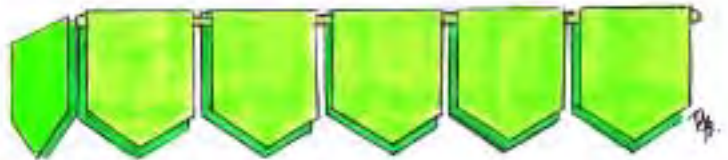
Open Kingston Valance on Dec. Rod



Multi-level Box Pleated Valance



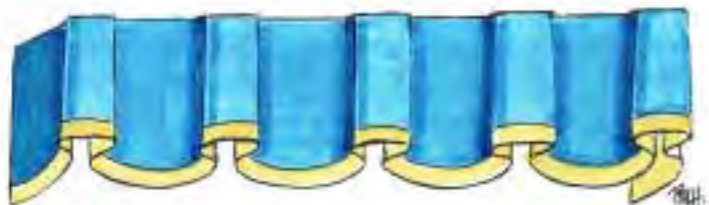
Soft Cornice with Banners



Banner Valance



Scalloped Tabbed Valance with Trim




Regal Valance



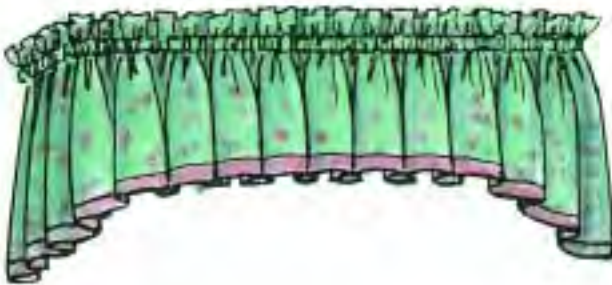
Rod Pocket Multiple Arched Valance



Rolled Stagecoach Valance
with Wide Knotted Tie Bands



Swags and Jabots over Soft Cornice



Rod Pocket Arched Valance



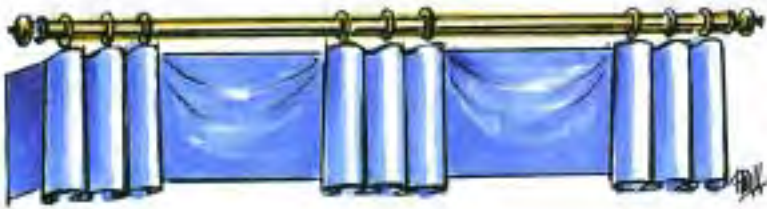
Gathered Valance on Top and Bottom Rods
with Multiple Bow Ties



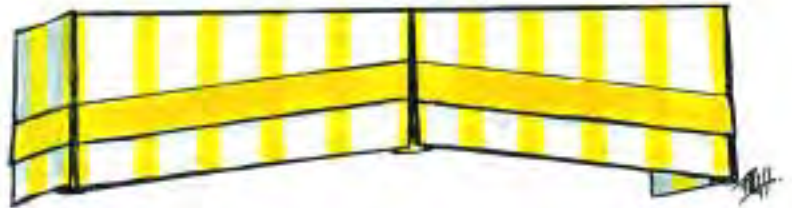
Multiple Point Valance with Edge Banding



Box Pleated Valance with Twisted Cording



Triple Cone Pleated Valance on Dec. Rod



Tapered Box Pleated Valance with Banding



Valance with Triple Box Pleats



Swags and Cascades over Lambrequin Valance



Balloon Shade with Double Knotted Cords



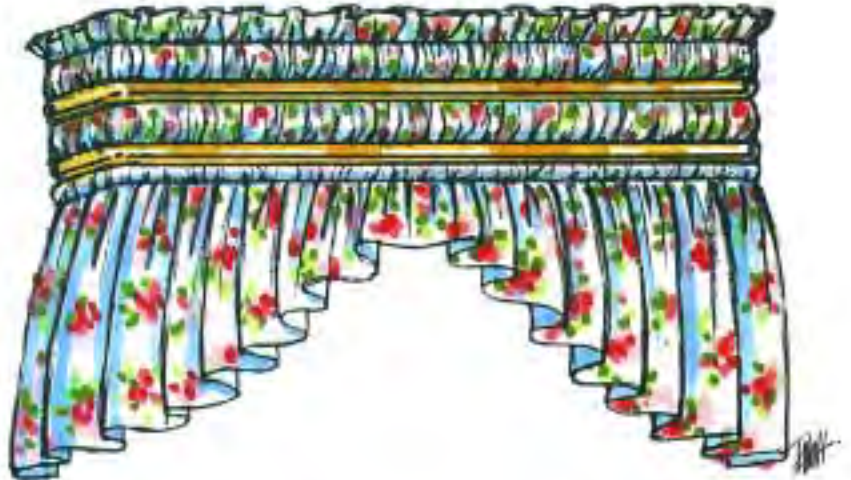
Shaped Valance with Triple Knots



Cloud Valance with Ruffles
on Double Flat Rods



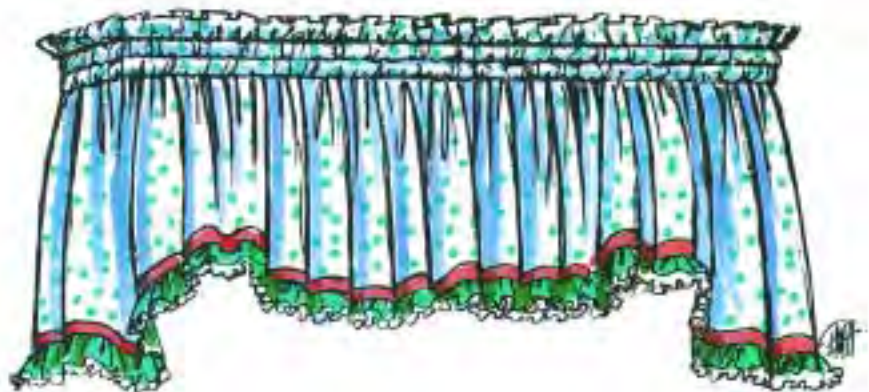
Gathered Valance under Narrow Cornice with Bows at Corners



Gathered Valance with Dec. Rods Between and Arched Ruffle Below



Triple 4 1/2 Gathered Flat Rod Valance



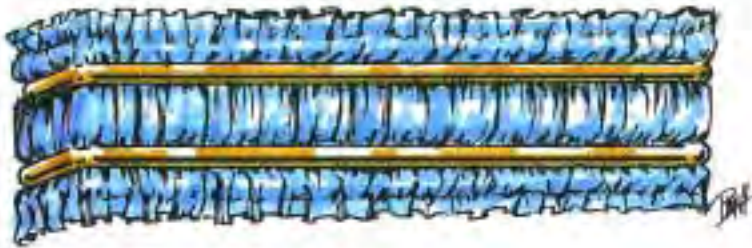
Arched Gathered Valance with Ruffles on Narrow Double Rods




Two Gathered Valances on Flat Rods with Dec.
Rod in Middle



Gathered Valance on Flat Rod with Dec. Rods at
Top and Bottom



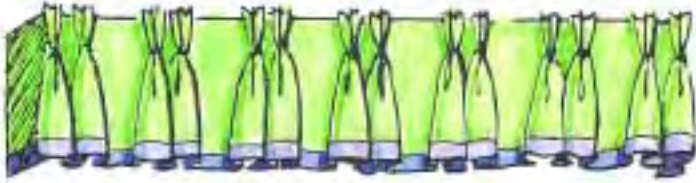
Gathered Valance with Flat Rod in Middle and
Two Dec. Rods Between



Two 4 1/2 Flat Rods with Dec. Rod in Middle



Two 4 1/2 Flat Rods with Dec. Rods
Top and Bottom



Double Pinch Pleat




Pleated Arched Valance



French Pleated Valance



Double Pleat Queen Ann



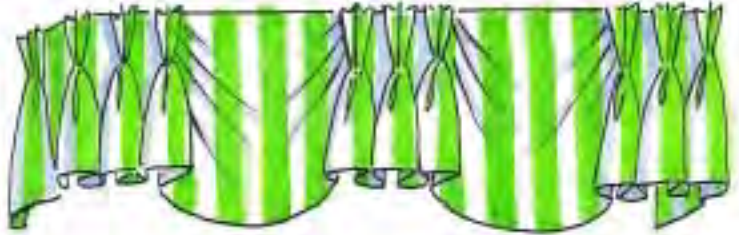
Spaced Pleated Valance



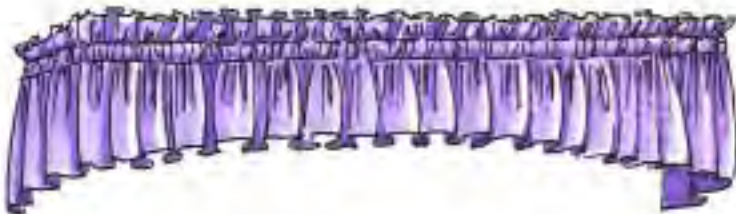
Queen Ann Valance



Kingston Valance



Space Pleated Queen Ann Valance



Rod Pocket Arched Valance



Rod Pocket Valance



Rod Pocket Top and Bottom Valance



Double Rod Pocket Top and Bottom Valance




Double Rod Pocket Top and Bottom Valance



Rod Pocket Top and Bottom Valance
with Lower Rod Lifted



Cloud Valance with Shirred Heading



Cloud Valance with Rod Pocket Heading




Cloud Valance with Stand-up Ruffle



Balloon Valance with Piping



Rod Top Swag and Cascade



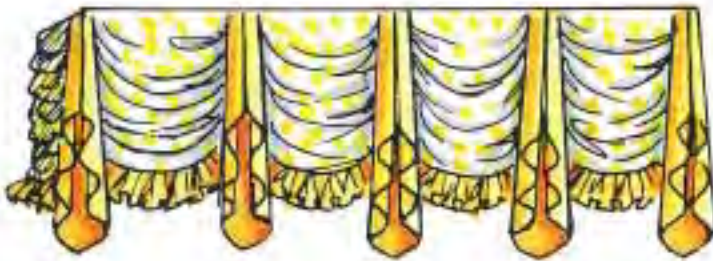
Rod Pocket Tapered Valance



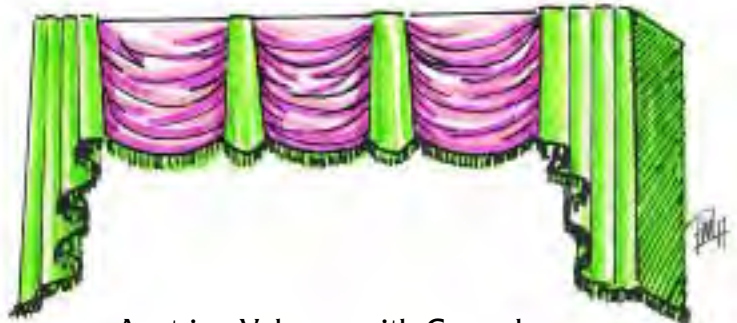
Rod Pocket Swag and Jabot Valance



Austrian Valance with Fringe



Austrian Valance with Jabots



Austrian Valance with Cascades



Mock Roman with ties



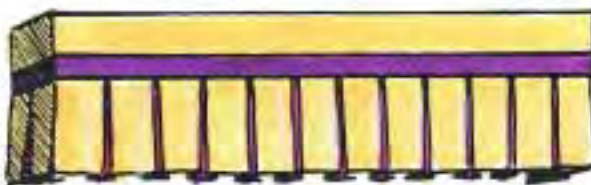
Mock Roman



Scalloped Valance with Fringed Edge



Inverted Box Pleat



Inverted Box Pleat with Banding



Box Pleat with Banding



Rod Pocket with Stand-up Ruffle



Arched Rod Pocket



Double Rod Pocket with Stand-up Top and Bottom



Double Rod Pocket with Stand-up



Double Ruffled Valance Shirred on Rod



Double Rod Pocket Rod Pocket Top and Bottom with Stand-up



Rod Pocket Heading with No Stand-up




Double Rod Pocket with No Stand-up



Double Rod Pocket Cloud Valance



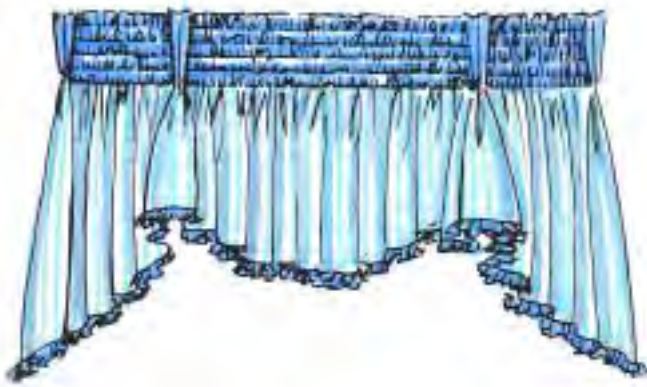
Triple Rod Pocket with Multiple Fabrics



4" Shirred Heading



Arched 4" Shirred Heading



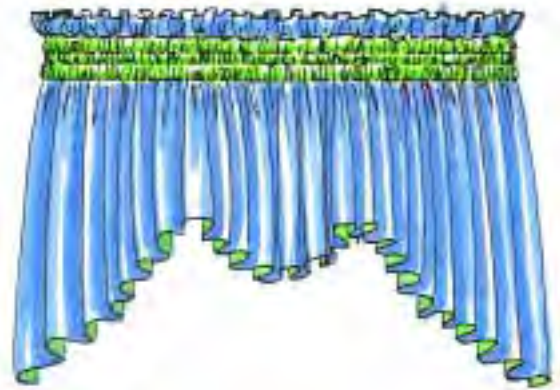
Shirred Double Arched Valance
with Spaced Pleats



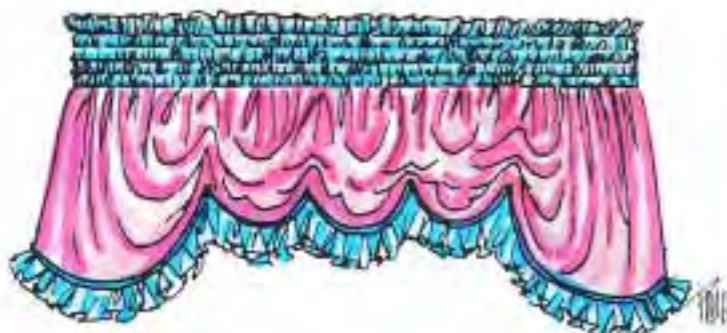
Rod Pocket Spacer Valance



Double Rod Pocket with Ruffles
and Tapered Sides



Double Arched Valance with Shirred
Heading and Tapered Sides



Shirred Cloud Valance with Dropped Sides and Ruffle



Arched Valance



Alternate — Traditional Swag



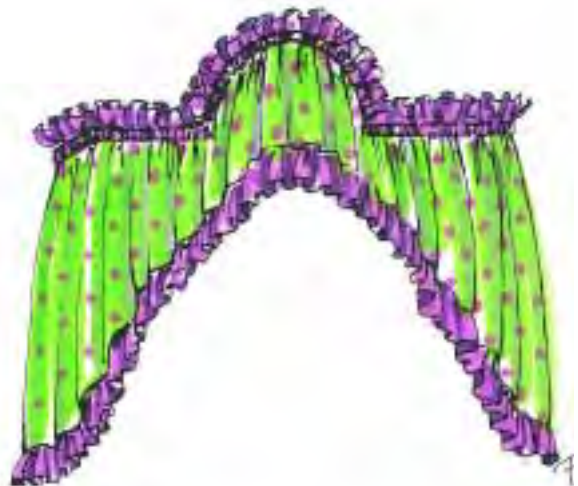
Valance with Bows



Rod Pocket Valance with



Double Arched Rod Pocket Valance



Cathedral Top Valance with Tapered Sides



French Pleated Valance with Tapered Sides



Austrian Valance with Side Cascades



Rod Pocket Petticoat Valance



New Orleans Valance with 6" Ruffle



Rod Pocket Valance with Tapered Sides



Arched Valance with Bows
Gathered on Rod



Cloud Valance with Stand-up Ruffle



Empire Valance with Jabots



Plain Banded Valance with Jabots



Tab-top Valance on Dec. Rod

Yardage Information

TERMS

Pleat-To: Rod or Board facing plus returns.

Finished Length (Top to Bottom): Length after the valance is fabricated. That is, the length you want the valance to be after the workroom makes it.

Cut Length: Is the length of material figured per width consisting of the finished length plus the number of inches your workroom requires for heading, bottom hem, possible repeat, and allowance for trim off.

Width: Each piece of drapery fabric sewn together to form a pair or panel of draperies is a width. Example, a one way panel of draperies with a pleat-to of 110" requires 6 widths of 48" fabric. See fullness chart below.

Fullness: The more fabric you pleat-to, or gather together to fill a given space determines the fullness. Usually two, two and a half, or three times fullness.

Repeat: How many inches a pattern takes to repeat itself.

PLEAT-TO / FULLNESS CHARTS															
(48" Fabric) 2½ X's Fullness															
PLEAT-TO	19	38	57	76	95	114	133	152	171	190	209	228	247	266	285
WIDTHS	1	2	3	4	5	6	7	8	9	10	11	12	13	14	15
(48" Fabric) 3 X's Fullness															
PLEAT-TO	15	30	45	60	75	90	105	120	135	150	165	180	195	210	225
WIDTHS	1	2	3	4	5	6	7	8	9	10	11	12	13	14	15
(54" Fabric) 2½ X's Fullness															
PLEAT-TO	21	42	63	84	105	126	147	168	189	210	231	254	273	294	315
WIDTHS	1	2	3	4	5	6	7	8	9	10	11	12	13	14	15
(54" Fabric) 3 X's Fullness															
PLEAT-TO	17	34	51	68	85	102	119	136	153	170	187	204	221	238	255
WIDTHS	1	2	3	4	5	6	7	8	9	10	11	12	13	14	15

General Yardage Requirements

French Pleated, Queen Ann, Space-Pleated etc.

For these valances determine widths required and fullness using fullness charts above. Rod-Pocket/Gathered style valances usually look better with 300 percent fullness.

Self lined Plain Fabric (recommended fullness 2 1/2 - 3 X's)

Double finished length plus 10" equals cut length. Cut length X's widths required divided by 36 equals yardage.

Plain Fabric with Lining

Finished length plus 10", X's required widths divided by 36 equals yardage. Caution: some valances may show lining from certain angles in the room or from outside, therefore, it is best to self-line some valances.

Printed Fabrics with Lining (lining recommended)

Finished length plus 10" divided by repeat, rounded to higher whole number (if number is fractional). Whole number X's repeat equals cut length. Cut length X's widths needed divided by 36 equals yardage. Its better to use lining for print. This is because the print may bleed through in the light if self-lined.

Rod Pocket Valances

Determine widths required using fullness charts. Rod Pocket valances usually look better with 300 percent fullness.

Self Lined Plain Fabric

Double finished length plus 14" equals cut length. Cut length X's widths divided by 36 equals yardage.

Plain Fabric with Lining

Finished length plus 14" equals cut length. Cut length X's widths divided by 36 equals yardage.

Plain Fabric with Lining (lining recommended)

Finished length plus 16" divided by repeat, rounded to higher whole number (if number is fractional). Whole number X's repeat equals cut length. Cut length X's widths required divided by 36 equals yardage.

CLOUD, BALLOON TYPE VALANCES

Plain Fabric with Lining (lining recommended)

Finished length plus 20" equals cut length. Pleat-to X's 3 divided by fabric width, then round to next whole width. This equals number of widths required. Widths required X's cut length divided by 36 equals yardage.

Plain Fabric with Lining (recommended)

Finished length plus 20" divided by repeat, then rounded to higher whole number (if number is fractional). Whole number X's repeat equals cut length. Pleat-to X's 3 divided by fabric width, then rounded to next whole width. This equals number of widths required. Widths required X's cut length divided by 36 equals yardage.

AUSTRIAN VALANCES

Plain/Sheer Fabric Unlined(recommended)

Finished length X's 3 equals cut length. Pleat-to X's two and a half, divided by fabric width, rounded to next whole width equals widths required. Widths required X's cut length divided by 36 equals yardage.

BOX PLEATED VALANCES

Plain Fabric with Lining (recommended)

Finished length plus 10" equals cut length. Pleat-to X's two and one half, divided by fabric width, rounded to next whole width equals widths required. Widths X's cut length divided by 36 equals yardage.

Plain Fabric Self Lined

Finished length X's two plus 10" equals cut length. Pleat-to X's two and one half, divided by fabric width, rounded to next whole width. This equals widths required. Widths X's cut length divided by 36 equals yardage.

Plain Fabric with Lining (lining recommended)

Finished length plus 10" divided by repeat, then rounded to higher whole number (if number is fractional). Whole number X's repeat equals cut length. Pleat-to X's two and a half divided by fabric width, rounded to next whole width. Width X's cut length divided by 36 equals yardage.

PLEASE NOTE

I have attempted to follow the industry standards with the above information. Your workroom may vary in cut lengths, and other requirements. It is best to check with a professional drapery workroom to see if above formulas are acceptable.

Generally, if you want to add lining to above valances then lining amount equals yardage amount.

Swags and Cascades



Swags and Cascades over Pleated Draperies and Roman Shade



Swag and Cascade over Pleated Valance




Swags and Cascades with Maltese Cross







Elaborate Swags and Cascades with Gilded Heading and Shell Crown




Gathered Fan Swag over Pleated Draperies



Swags and Cascades under gold Dec. Rod



Lifted Swags and Cascades with Cameo Crown and Tassels



Swags and Cascades with Rosettes




Swags and Cascades over
Rod Pocket Valances



Swags and Cascades over
Designer Cornice



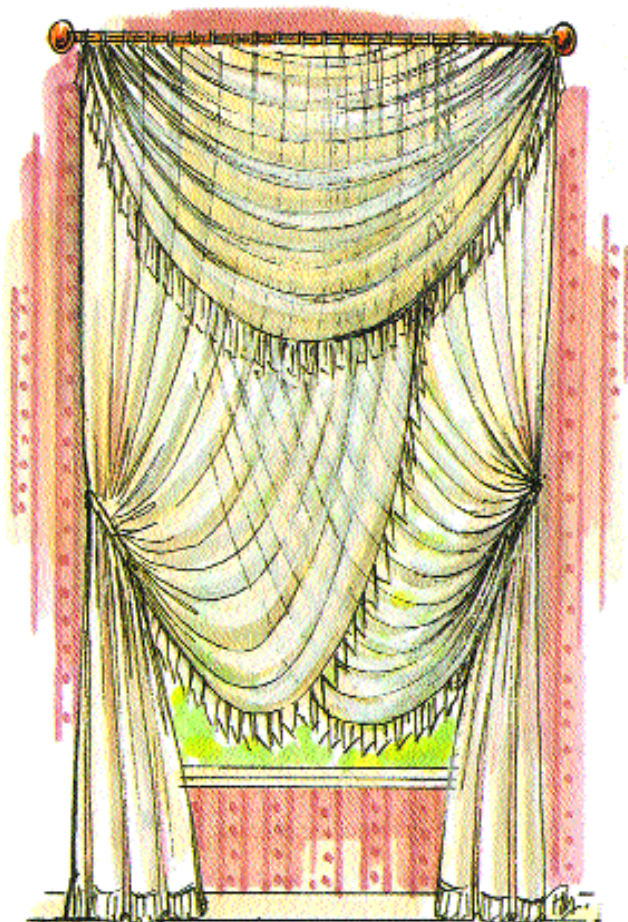
Various Swags and Cascade Combinations




Empire Swags and Cascades



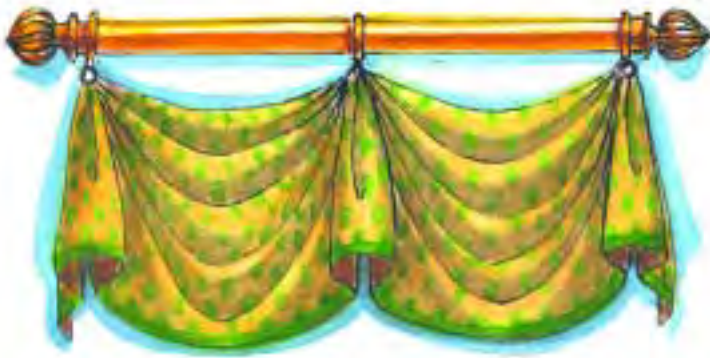
Custom Swag and Jabot Effect



Deep Swag and Full Tie-backs



Fabric Swagged over Pole with Cord and Tassel Trim



Open Empire Swags



Empire Swags over Draperies with Tassel



Waterfall Swag



Open Swags on Dec. Rod



Raised Swags over Tie-backs



Sheer Swag with Knots



Swags over Dec. Rod with Inverted Cascades




Swag and Jabot with Tassels and Rope



Swags and Cascades with Ropes and




Swags and Cascades over Dec. Rod




Turban Swags



Fabric Draped through Sconces




Single Swag and Cascades
with Rosettes



Double Swags with Cascades
Draped over a Covered Rod



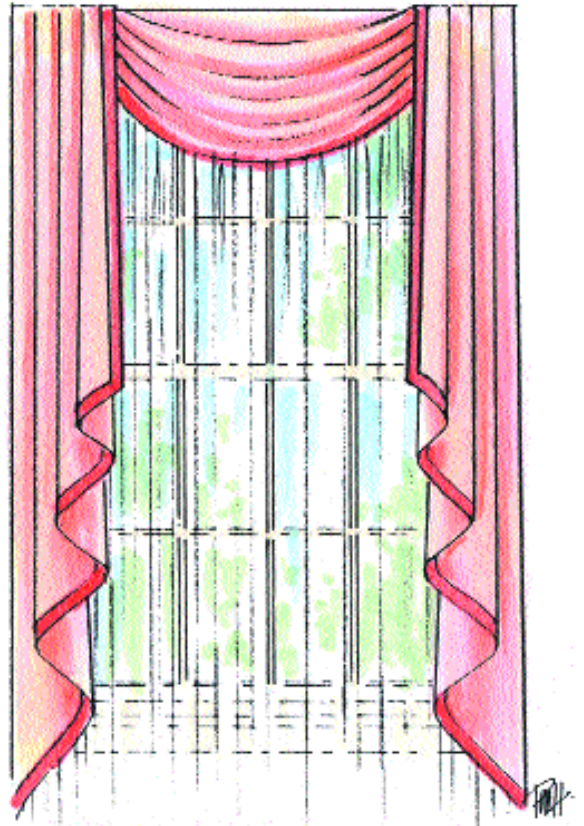
Double Cascades and Swags
Joined in the Middle



Triple Draped Swags with Cascades on Dec.Rod




Double Swag with Cascades




Single Swag with Cascades




Long Single Swag with
Two Tiers of Cascades



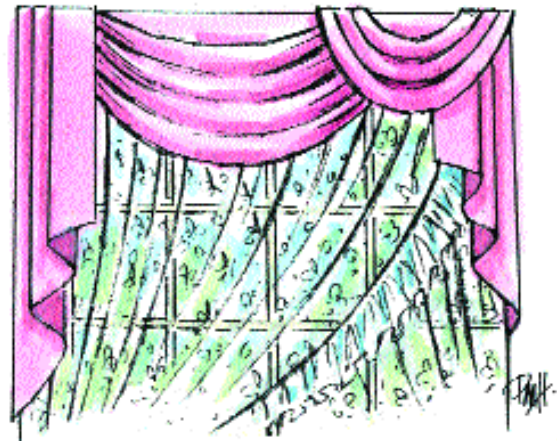
Angled Double Swags
and Cascades with Rosettes



Double Swags with Ruffles and Bows over Cascades



Double Swags Crossed in Middle with 4 Single Cascades on Rings



Asymmetric Swags and Cascades



Swags and Cascades with Knots and Tassels



Formal Swags and Cascades



Swags and Rosettes and Center Jabot



Swag with Maltese Cross Ties



Gathered Swag



Swag and Cascades with Ruffle
over Balloon Shade



Draped Swag



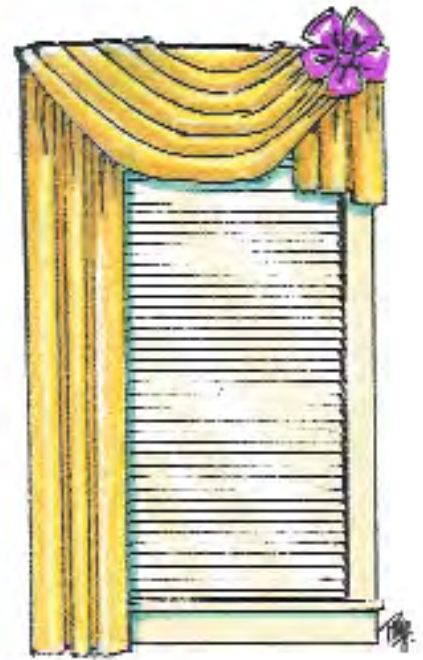
Swags and Jabots over Lace Panels



Swag Draped over Rod



Double Swag with Plain Cascades over Print



Swag with Rosette and Asymmetric Cascades



Swags and Long Cascades over French Doors



Swag and Cascades with Ties



Swag with Rosettes and Cascades



Ruffled Swag over Tie-backs



Double Swag with Rosettes and Cascades


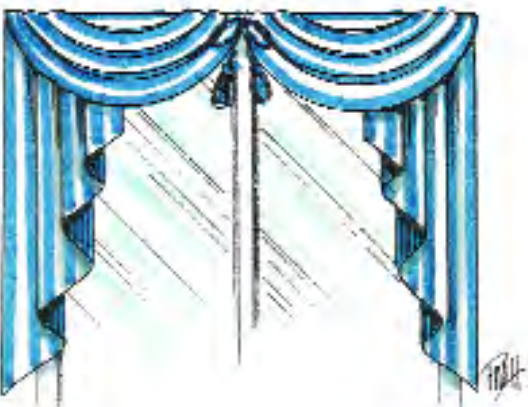
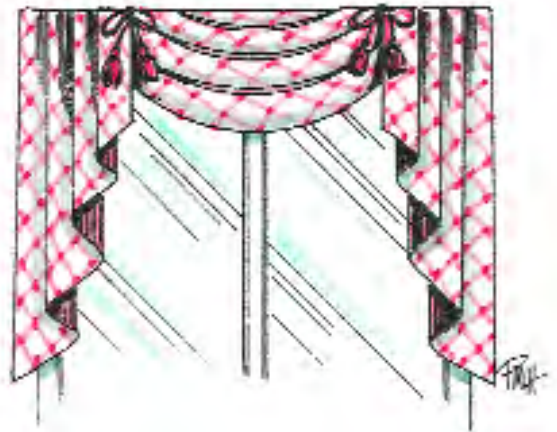
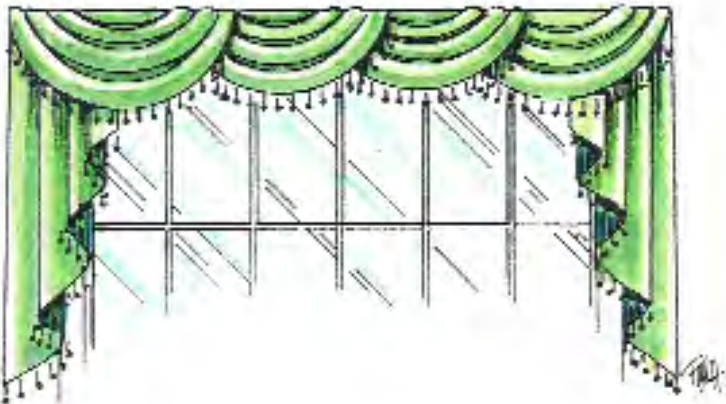
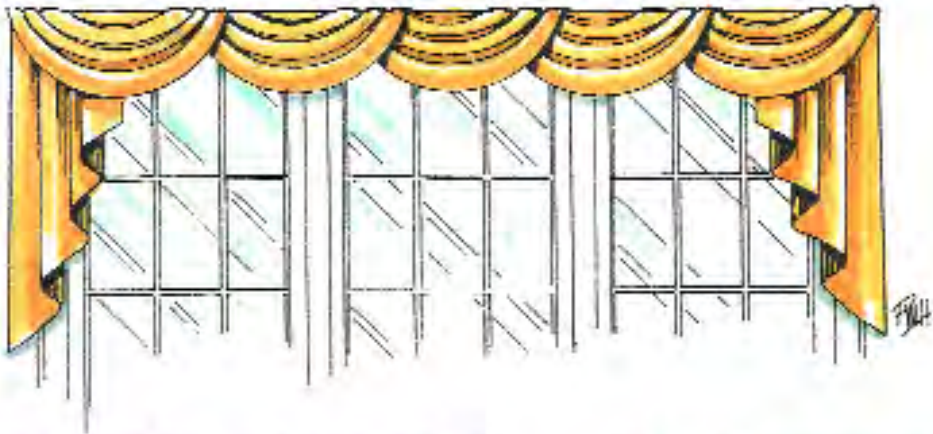
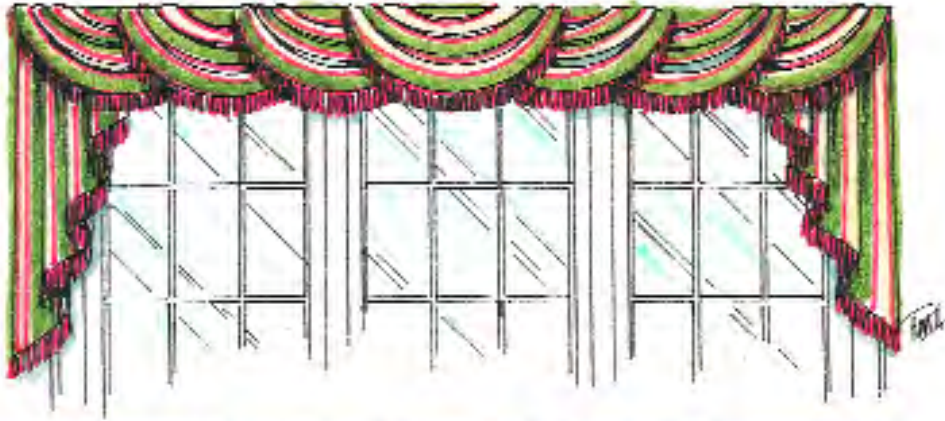


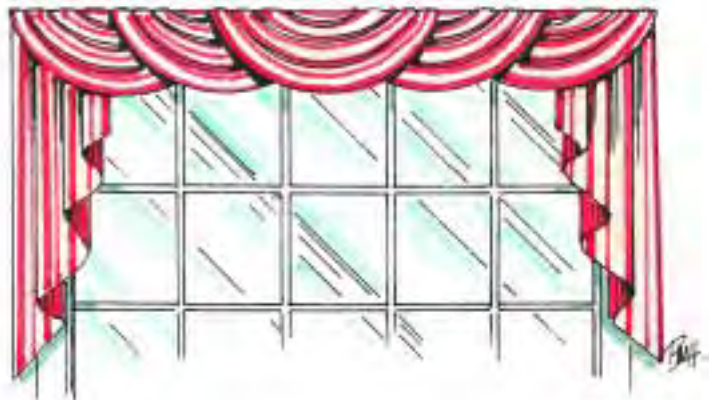
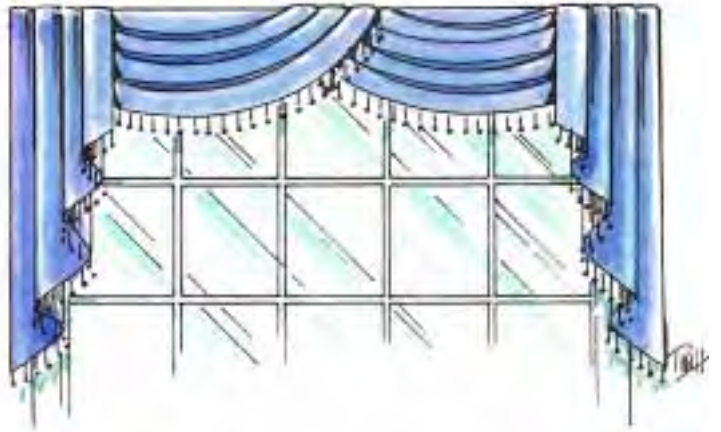
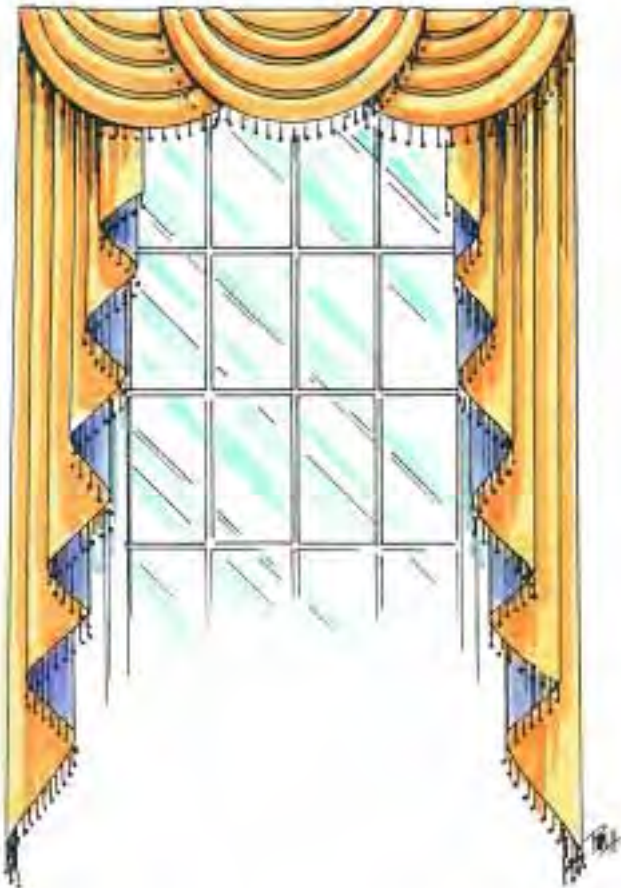

Double Swag with Cascades and Pleated Edge



Ruffled Balloon Swag

Swag and Cascade Arrangement Styles



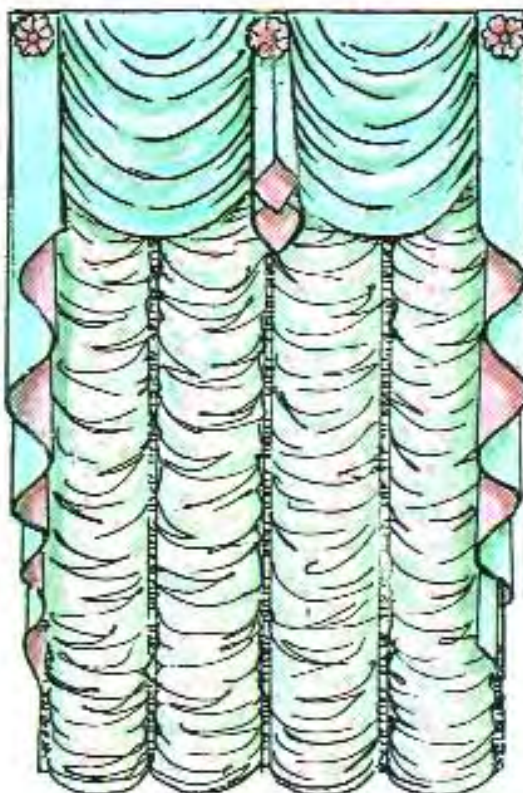




Swag with Asymmetric Cascades



Boxed Swag Valance



Swags over Austrian Shade



Swag with Rosettes and Bow in Middle




Draped Swag with Contrasting Lining



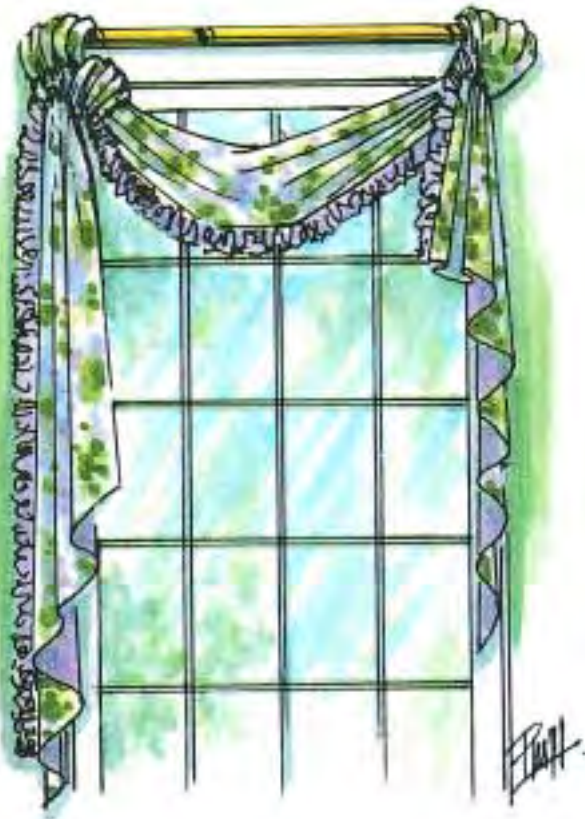
Swag with Lifted Center and Cascading Tails



Double Swagged Valance



Single Swag with Rosettes



Asymmetric Swag held



Fabric Swagged Through

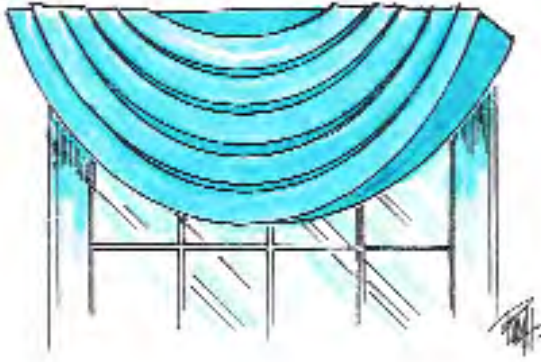


Swagged Fabric with Cord Trim

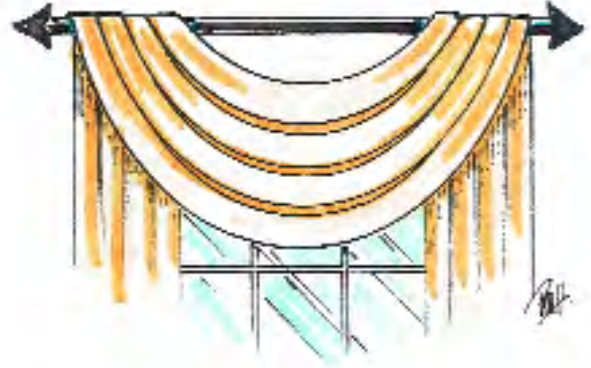


Draperies over Bay Window with

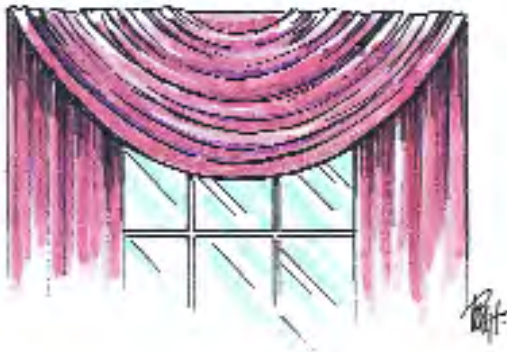
Swag and Cascade Types



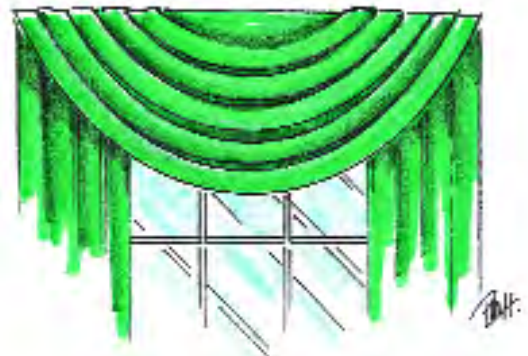
Wrapped Swag



Open Swag



Gathered Swag



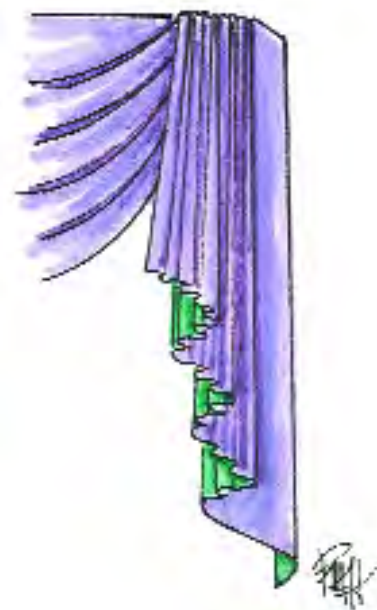
Pleated Swag



Standard Cascade

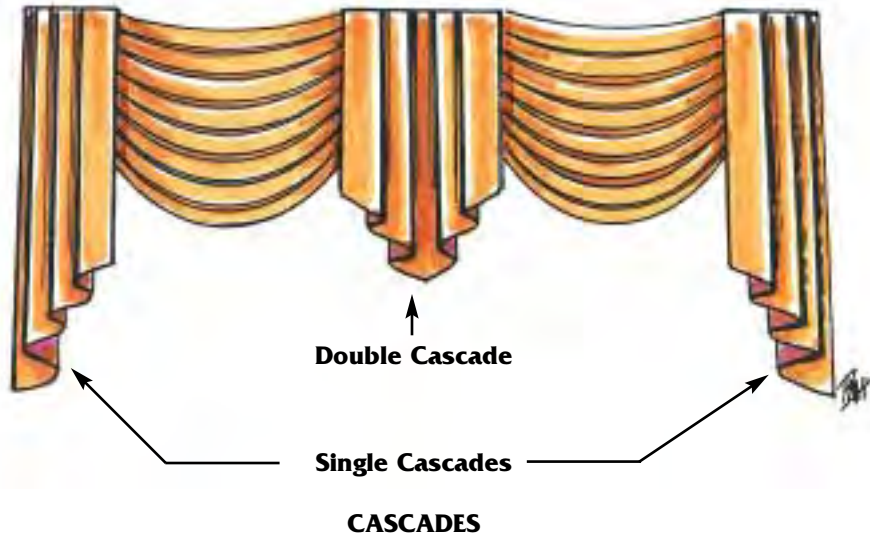


Stacked Cascade



Gathered Cascade

Cascades and Jabots



SINGLE TRADITIONAL CASCADE

(Yardage is for one cascade only)

Lined in contrasting fabric:

Length: *CL of face=FL (long point) plus 4 extra
 CL of lining=FL (long point) plus 4 extra
 Width: Allow one width for face and one width for lining

Self lined:

Length: FL (long point) X 2 plus 4 = CL of face and lining
 Width: One width will accommodate face and lining

DOUBLE CASCADE

Length: Contrast or self lined - FL plus 4 = CL
 Width: (face) -- one width per Double Cascade (up to 14)
 (lining) -- one width per Double Cascade

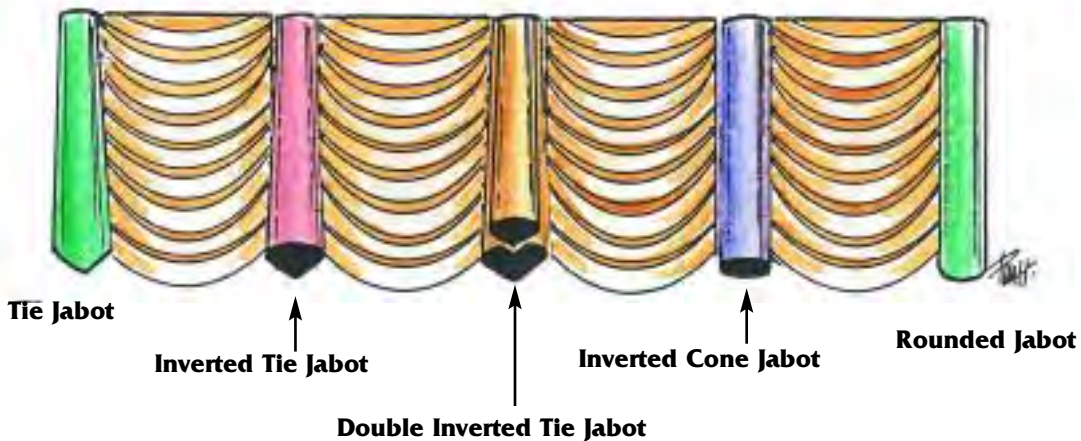
Note: *CL = cut length FL = Finished Length

Note: *CL = cut length FL = Finished Length


Jabots are decorative pieces of fabric that are hung over seams or between swags on a valance. Jabots may be tie shaped, cone shaped, or rounded on the bottom.

Yardage: Allow approximately one third yard of fabric for each jabot.

EMPIRE SWAG WITH JABOTS



Swags and Cascades Yardage Requirements



Swags

Cascade

SWAG WIDTH, BOARD FACE & NUMBER OF SWAGS

Swage may vary in width from 20 to over 70 . Very small swags wtih have only a few folds. Extremely wide swags will have a limited drop length. The width of the swag is determined by the board face and the number of swags that will be used on each treatment. The following guide will help determine the number of swags needed based on the board face. The guide to based on the assumption that swag overlap will start approximately 1/2 or less the width of the swag face.

Swags are top treatments or balances, used over draperies or blinds or sometimes alone. They are usually draped into soft, graceful folds, using fabrics that drape easily. It is more interesting to use an uneven number of swags. Swags should be lined.

IF BOARD FACE IS:

36 to 481 swag
49 to 702 swags
71 to 1003 swags
101 to 1254 swags
126 to 1505 swags
151 to 1756 swags
176 to 2007 swags
201 to 2258 swags
226 to 2509 swags
251 to 27510 swags
276 to 30011 swags

NUMBER OF SWAGS HELP TO DETERMINE IS:

Cascades are folded pieces of fabric that fall from the top of the drapery heading or valance to create a zig-zag effect. Cascades must be lined with the cover fabric or one that contrasts.

SWAG WIDTH:

To find the width of each swag, divide the board face width by one or more than the number of swags used and multiply by 2.

Example:

Boards face width = 127 Number of swags = 5
 $127 \div 5 = 25.4 \times 2 = 50.8$ width for each swag.

The standard drop lengths of swags are 16 , 18 , or 20 . Usually 6 or 7 folds are placed across the top of a traditional swag with a standard drop. Swags that have shallow drops of 12 will have 3 or 4 folds.

Yardage:

Swags - Based on an average of 44 per swag, you will need 2 yards of fabric per swag.

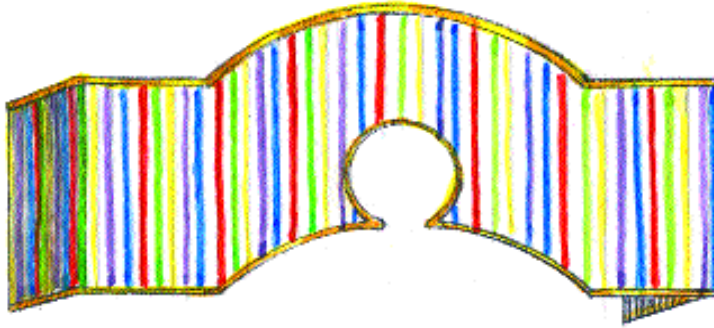
Cascades - Double the longest length, add 4 and divide by 36. This will give you the number of yards needed for a single pair of cascades.

The chart below is an average guide to help you in finding swag drop based on face width.

IF SWAG FACE WIDTH IS:AVERAGE DROP WILL BE:

2010 to 13
2512 to 17
3014 to 19
3514 to 20
4014 to 21
4516 to 23
5016 to 23
OVER 6016 to 24

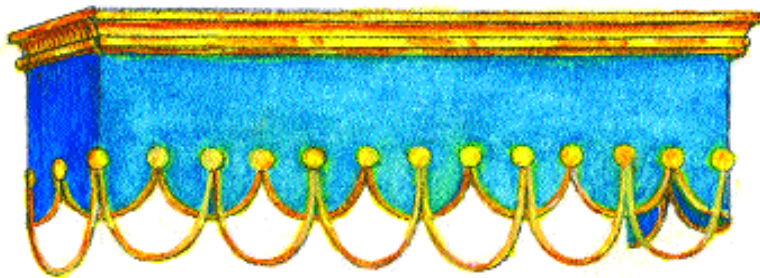
Cornice Boxes, Lambrequins



Arched Cornice with Circular Center




Cornice with Banding Top and Appliqu




Cornice Box with Gilded Top and Rope Tassels




Designer Gilded Wood Top Cornice




Cornice Box with Large Rope Top and Appliqu



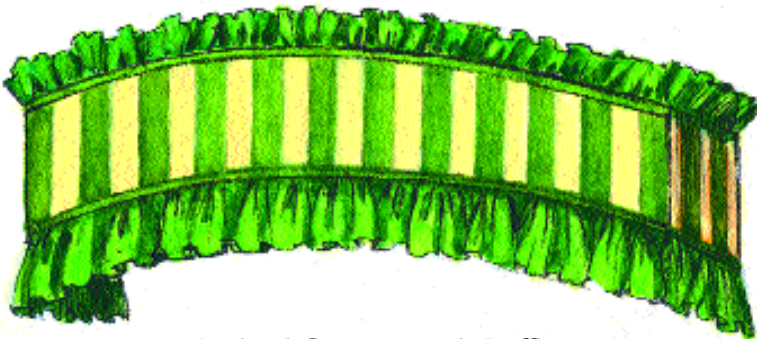
Cornice Box with Appliqu



Chevron Top and Bottom Cornice



Pagoda Cornice



Arched Cornice with Ruffles



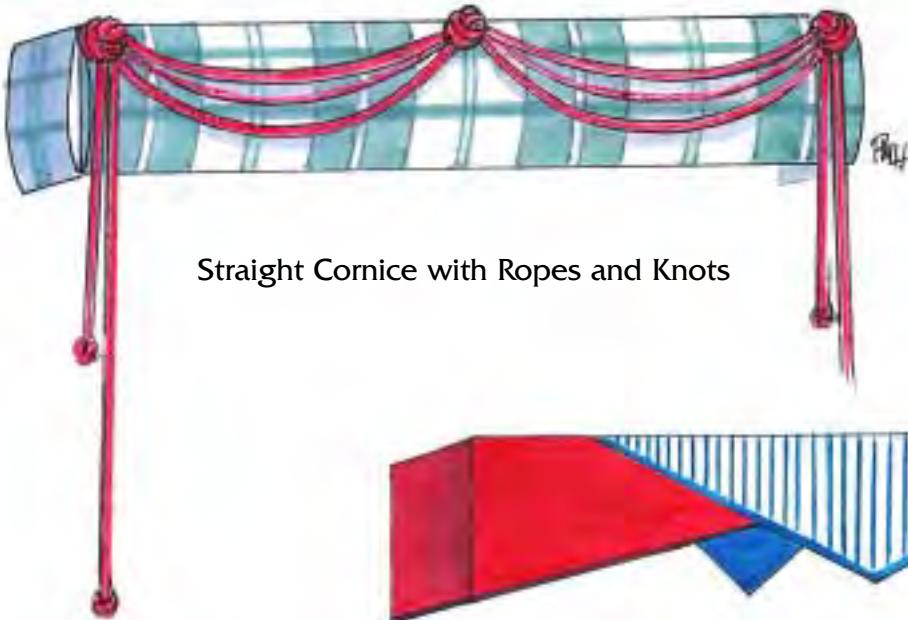
Custom Design Cornice



Button Swagged Cornice



Shaped Crown Cornice with Gathered Valance



Straight Cornice with Ropes and Knots



Chevron Cornice



Pagoda Cornice with Long Fringe



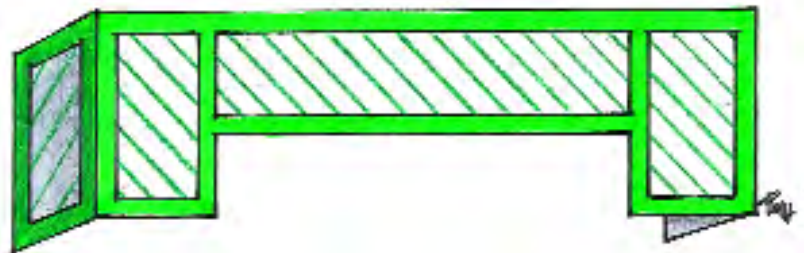
Shaped Cornice with Large Tassels



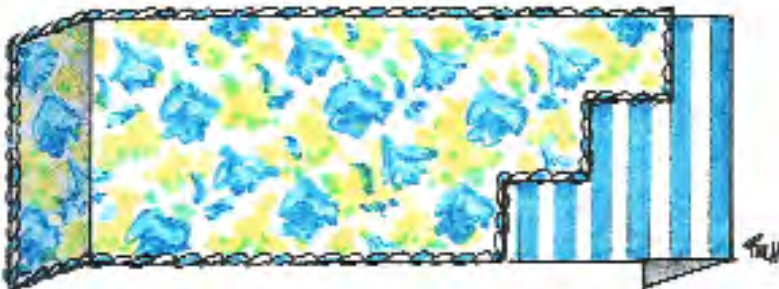
Arched Cornice with Twisted Rope



Shaped Cornice with Fringe



Box Shaped Cornice with Long Side Drops



Multi-Fabric Cornice



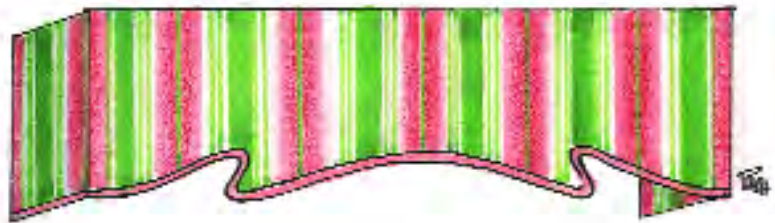
Sunburst Cornice



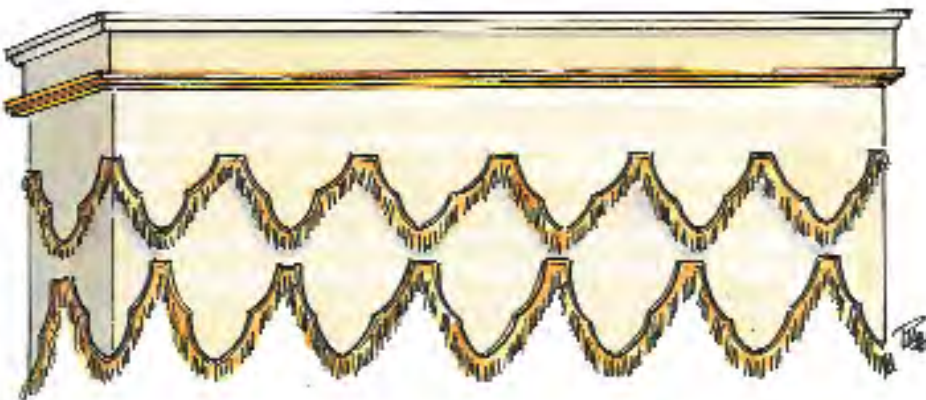
Pagoda Cornice




Straight Cornice with Shaped Crown



Custom Shaped Cornice



Double Fringe Cornice with Wood Crown




Cornice Box with Ruffle on Bottom



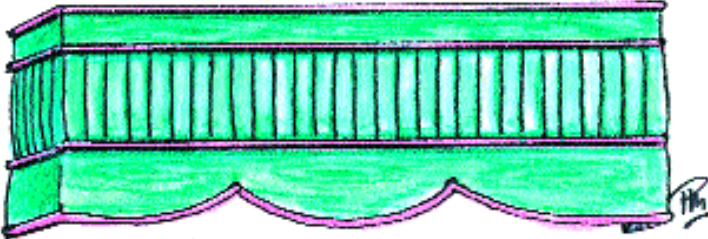
Cornice Box with Swag and Rosettes



Cornice Box with Shirred and Flat Panels



Shirred Cornice Box



Cornice Box with Gathered Fabric in Middle



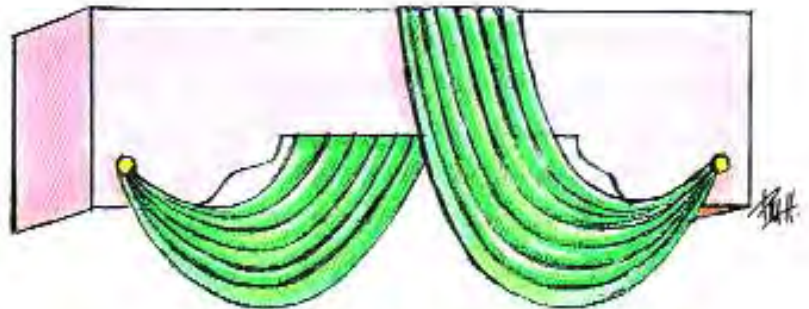
Real Wood Cornice with Painted Leaf Design



Cornice with Real Wood Header



Straight Cornice with Stenciled Design



Cornice with In-and-out Swag



Cornice with Shaped and Raised Banding



Cornice with Honeycomb Pleating



Cornice with Diagonally Arched Pleating



Cornice with Unique Angled Top and Welting




Straight Cornice with Diagonal Welts and Center Rosette



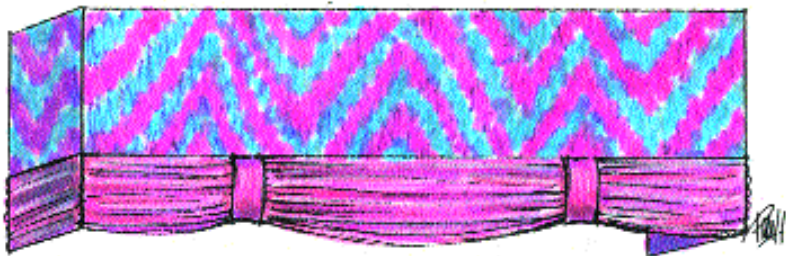
Cornice with Rounded Gathered Top and Large Scalloped Bottom



Straight Cornice with Rosettes and Jabots




Pleated Arched Cornice with Special Center Piece



Cornice with Unique Pleated Bottom



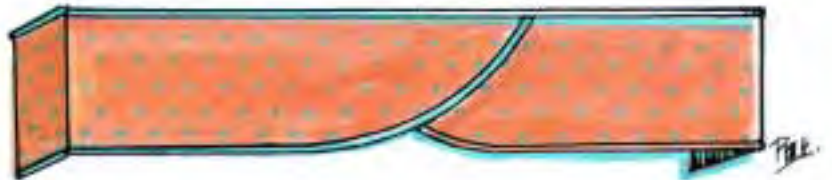
Straight Cornice with Gathered Hourglass and Rosette



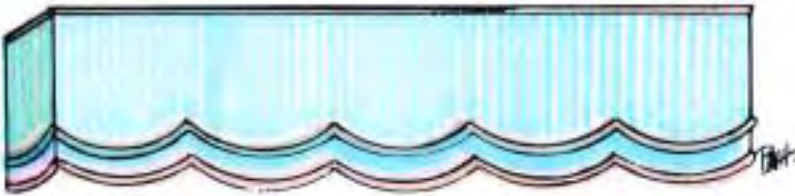
Cornice with Center Jabot



Cornice Box with Shirred Bottom Band




Cornice Box with Special Welting



Scalloped Bottom with Banding




Cornice Box with 1" Pleats




Cornice Box with Fabric Insert




Cornice Box with 2" Pleats



Shirred Cornice over Tie-backs



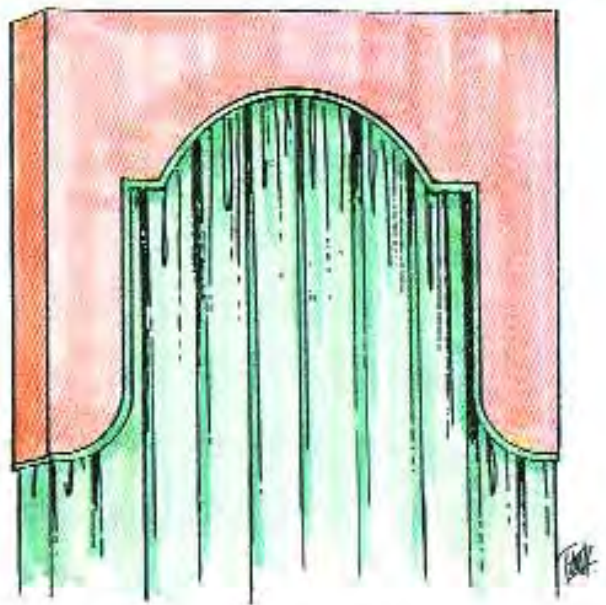
Lambrequin with Welt Edge
over Roman Shade




Shirred Lambrequin over
Pleated Drapery



Cornice Box with Shirred Band and Ruffled Cascade



Shaped Cornice Box with Vertical Side Drops




Bottom Banded Cornice Box with Matching Draperies



Cornice Box with Gold-Leaf Heading and Ties



Cornice Box with Gathered Panels

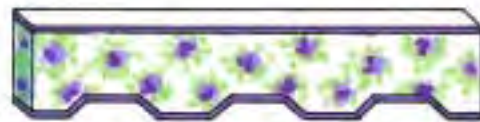

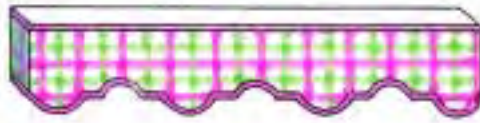

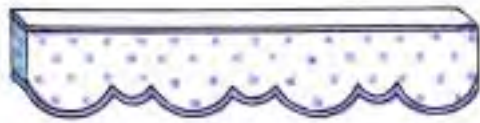



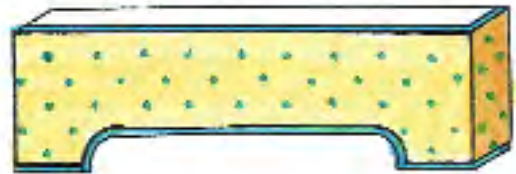

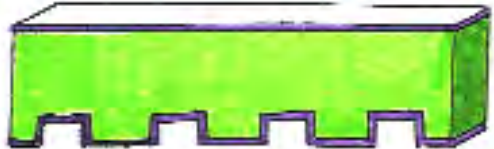


Soft Cornice with Swags and Cascades

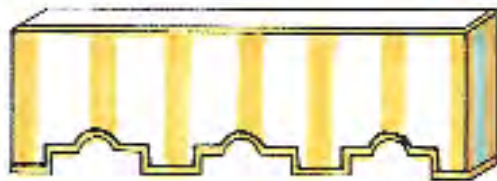
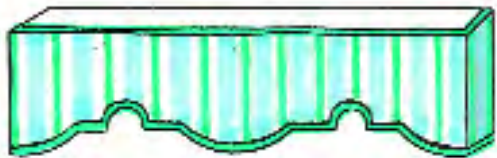
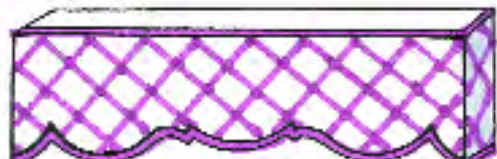
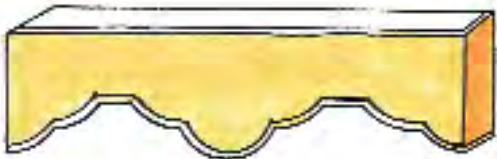
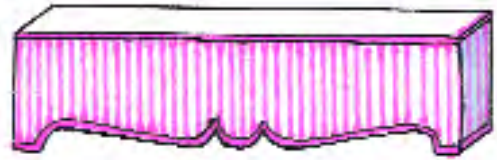
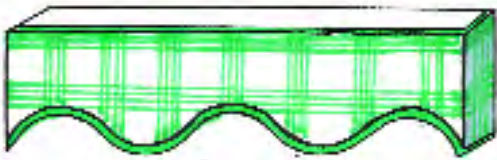
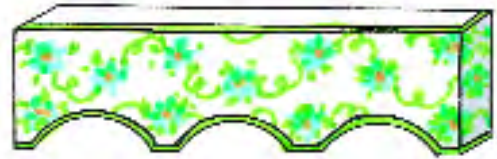




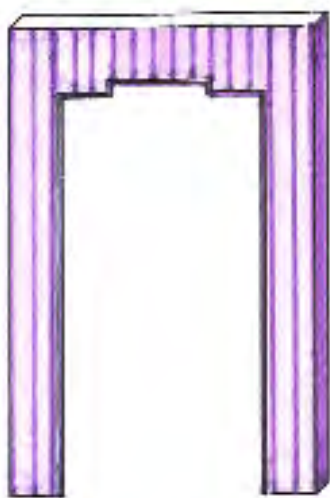
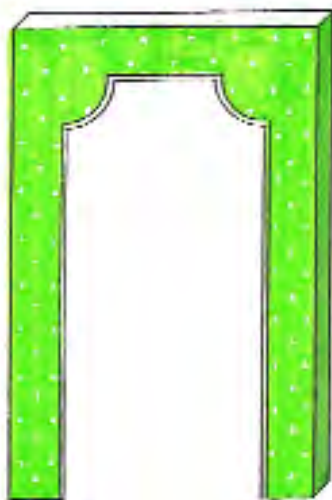
Arched Cornice Box with Knotted Swag

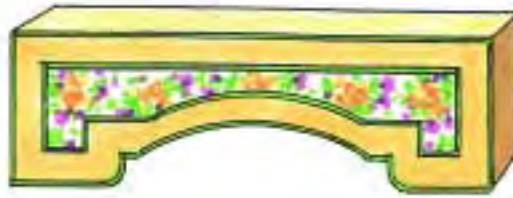
Cornice Box Shapes



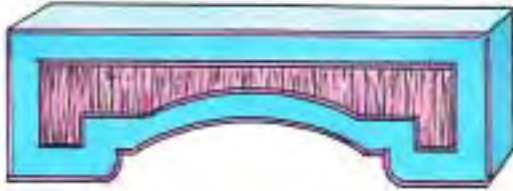




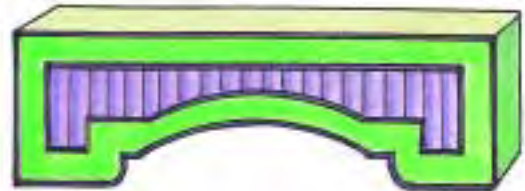




Fabric Insert Cornice



Gathered Fabric Insert Cornice



Pleated Insert Cornice

General Information

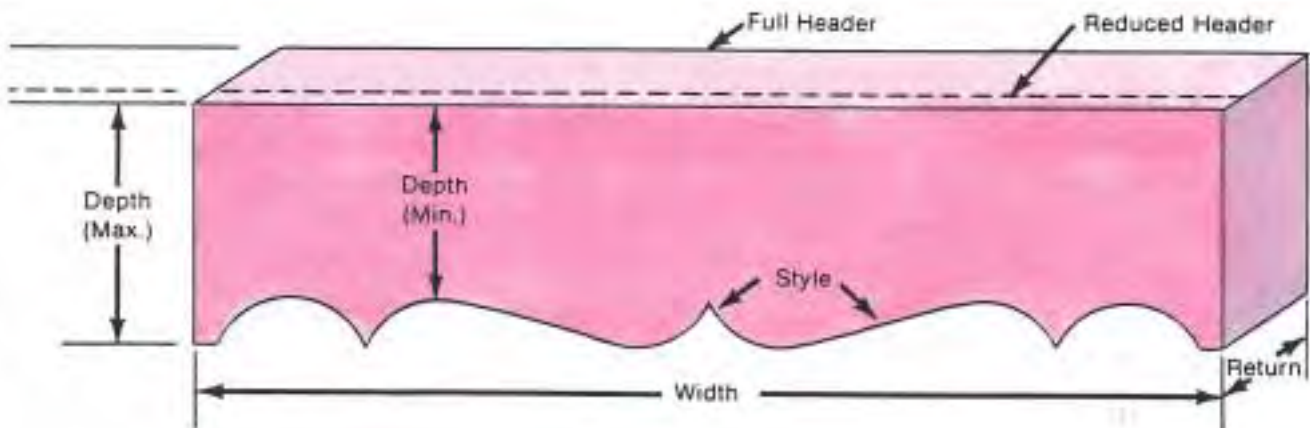
The cornices are padded with polyester fiberfill and constructed of wood.

Non-directional and solid fabrics should be railroaded to eliminate seams. Matching welting is standard on all cornices and is applied to the top and bottom edges. Coordinating colors for welting has a more dramatic effect.


When ordering cornices to fit tight applications (i.e. wall to wall, bay windows), be sure to measure at the elevation of this installation. "Exact outside face measurement - wall to wall installation". Allow 1" for clearance.

Measuring:

Measure drapery rod from end bracket to end bracket and add four inches for rod clearance and cornice. 6" returns are needed when mounted over a single rod and 8" returns when mounted over a double rod.



Fabric Shades



Stagecoach Shade with Ties




Wide Pleated Balloon Shade



Designer Cloud Shade




Wide Cloud, Shade



Tiered Cloud Shade




Cloud Shade with Ruffled Bottom




Arched Top Cloud Shade




Bottom Arched Balloon Shade




Balloon Shade with Rope Tassels



Suspender Balloon Shade



Double Rod Pocket Cloud Shade with Bottom Ruffle



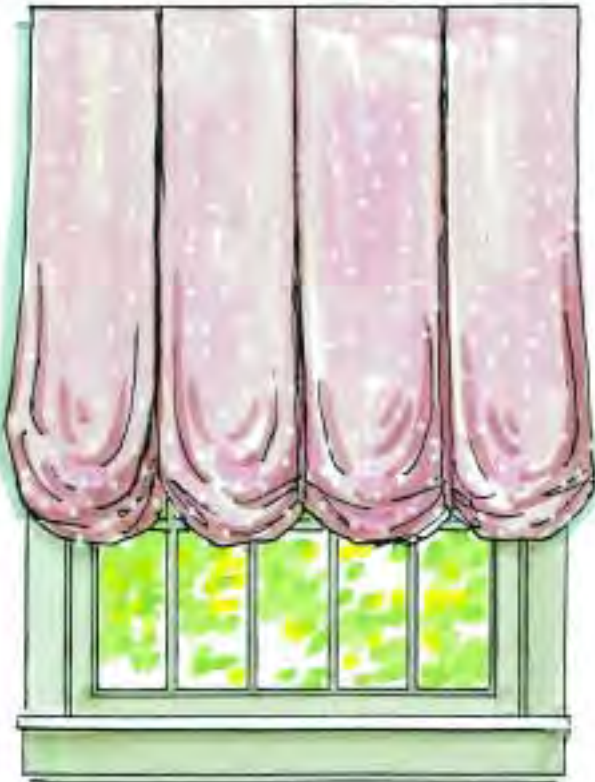
Specialty Soft Shade



Cloud Shade with Bows at Top



Cloud Shade gathered on a pole with ruffled upper edge




Balloon Shade



Balloon Shade with Shirred Cornice Box



Cloud Shade Gathered on a Pole with Ruffle at the Top



Triple Fullness Fabric in Softly Scalloped Panels Distinguish the Austrian Shade




Cloud Shade with 4" Shirring at Top to Give a Smocked Look



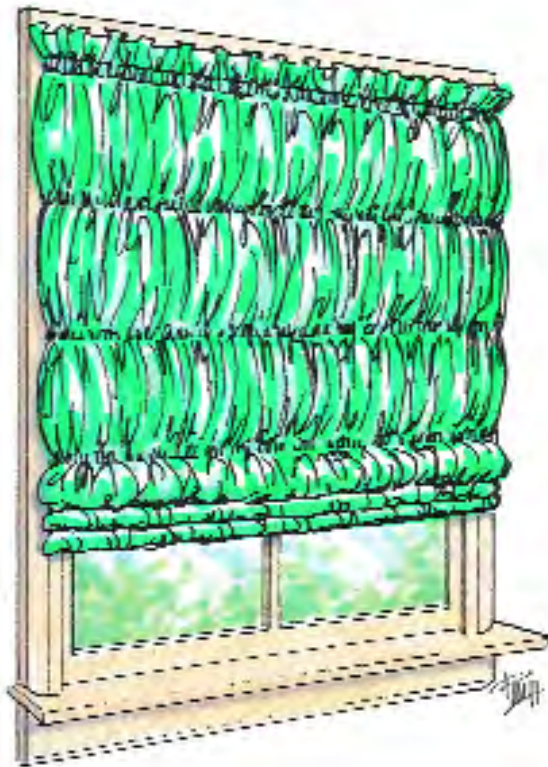
Shirred Cloud Shade with Matching Valance




Inverted Pleats and a Pouffed Bottom Edge Characterize the Elegant Balloon Shade




Pleated Balloon Shade with Matching Valance



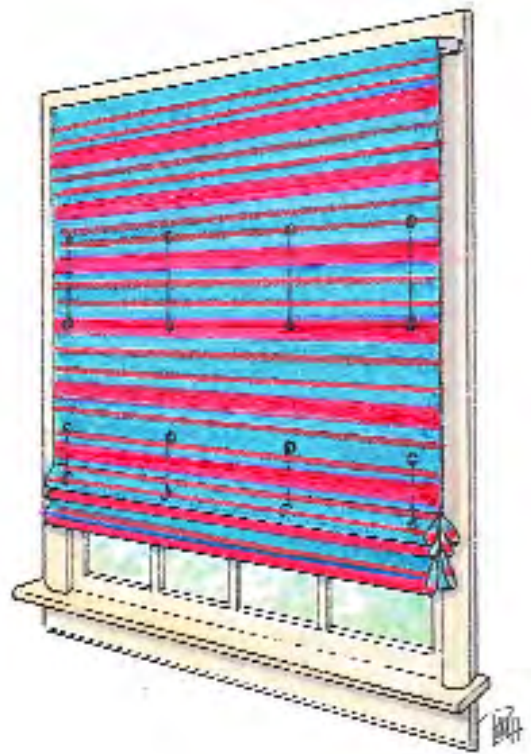
Fabric Gathered Triple Fullness on Horizontal Rods for a Full, but Tailored Look



Rod Pocket Swagged Balloon Shade over Mini Blind




The Dramatic Accordion Look is Created by Rows of Mini-pleats



Brass Grommets and Front Cording Give a Nautical Look to this Shade




A Flat, Simple Roman Shade that Draws Up into Graceful Folds when Raised



A Cord at Each Edge Gives Needed Support to this Bottom-up Shade



Distinctive Horizontal Pleating Makes this a Very Popular and Versatile Roman Shade



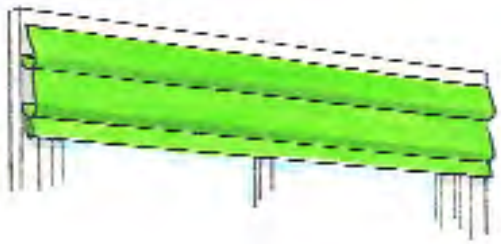
Alternate Groups of Mini-pleats with Single Panels Gives this Blind a Striking Look all its Own



Soft Overlapping Folds Create a Cascading Effect in this Roman Shade

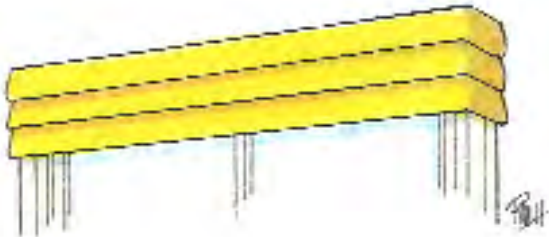


Alternating Large and Small Pleats form a Repeating Pattern on this Roman Shade

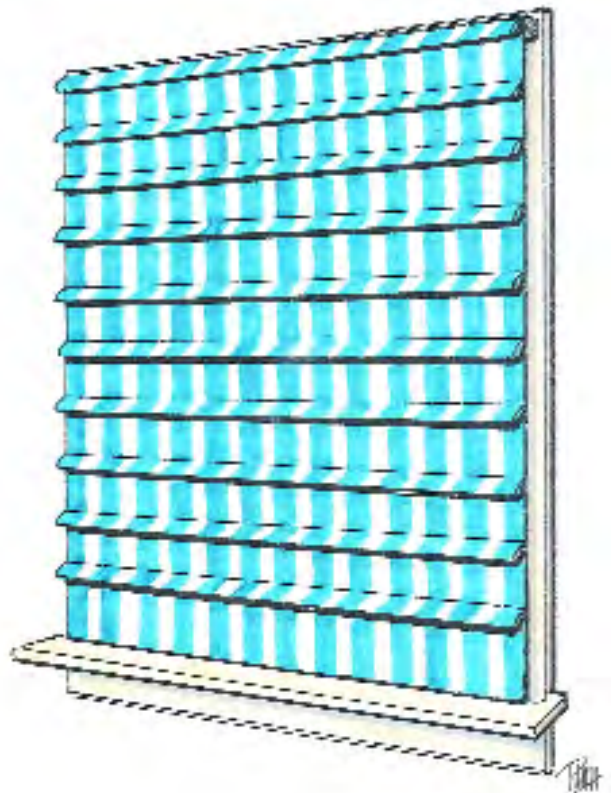


This Valance has Soft Folds and No Returns

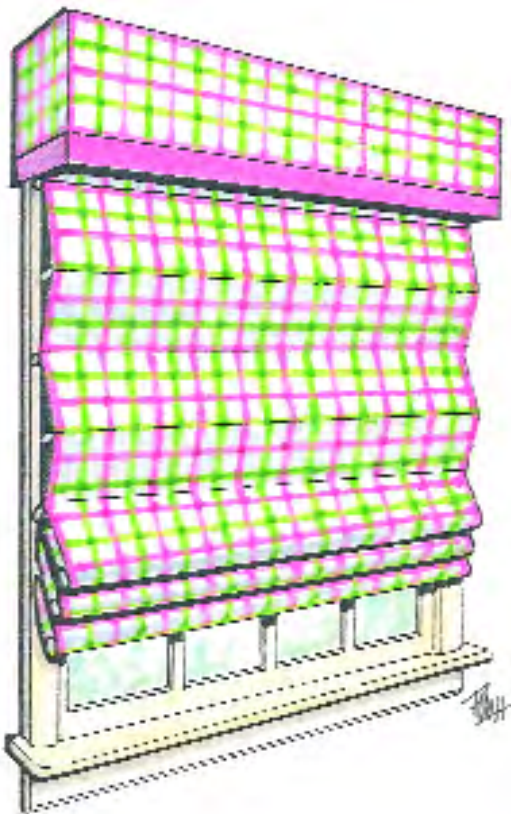
094B



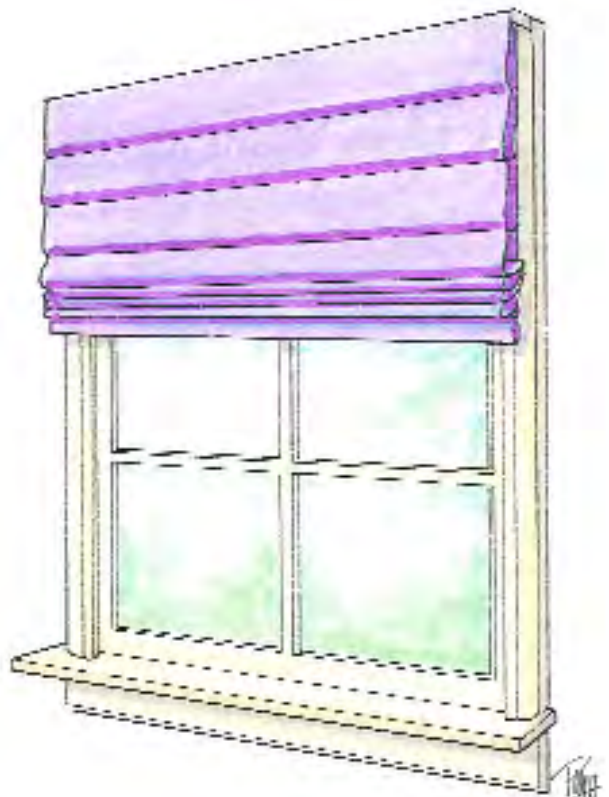
For a More Finished Look, Soft Folds Wrap Around the Sides of this Roman Valance



Soft Mini-fold Roman Shade



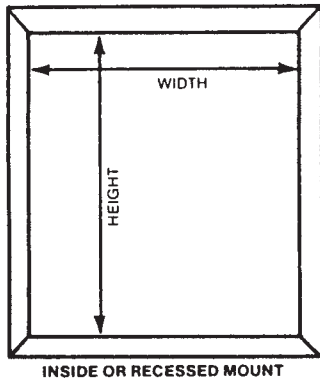
Roman Shade with Valance Overlapping



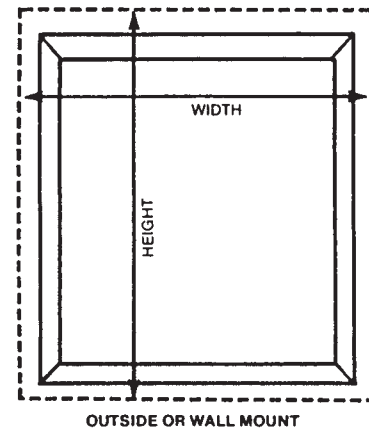
This Very Simple Roman Shade is Flat when Down and Draws Up in Graceful Folds when Raised

Fabric Shade Measuring Information

Inside Installation



Outside Installation



A. Width: Measure width of window at the top, center and bottom of window, and use narrowest measurement when ordering. Specify on order form if inside clearance has been made. If no clearance has been allowed factory will deduct 1/4" from overall width.

B. Length: Measure height of window from top of opening to top of sill, no allowance is made for length.

A. Width: Measure exact width of area to be covered. It is recommended that shades extend past actual window opening by 2" on each side. Furnish finished shade width, no allowances will be made.

B. Length: Measure length of area to be covered, allowing a minimum of 2 1/2" at top of window to accommodate headerboard and brackets. (At this time you may want to take into consideration stackage of shades and allow for this in your length measurement.) Furnish finished shade length, no allowance will be made.

ALL INSTALLATIONS

- A. Specify right or left cord position. If no cord position is indicated, cords will be corded to right hand side.
- B. Specify cord length (length of cord needed for easy reach, when shade is completely down). If no specification is made, cord length will be approximately 1/3 length of shade.
- C. For Pole Cloud, Cloud and Balloon shades, specify if length given is high or low point of pouff.


Square Footage Chart

SHADE LENGTH in inches	SHADE WIDTH in inches																				
	24	30	36	42	48	54	60	66	72	78	84	90	96	102	108	114	120	126	132	138	144
30	10	10	10	10	10	11 1/4	12 1/2	13 3/4	15	16 1/4	17 1/2	18 3/4	20	21 1/4	22 1/2	23 3/4	25	26 1/4	27 1/2	28 3/4	30
36	10	10	10	10 1/2	12	13 1/2	15	16 1/2	18	19 1/2	21	22 1/2	24	25 1/2	27	28 1/2	30	31 1/2	33	34 1/2	36
42	10	10	10 1/2	12 1/4	14	15 3/4	17 1/2	19 1/4	21	22 3/4	24 1/2	26 3/4	28	29 3/4	31 1/2	33 3/4	35	36 3/4	38 1/2	40 1/4	42
48	10	10	12	14	16	18	20	22	24	26	28	30	32	34	36	38	40	42	44	46	48
54	10	11 1/4	13 1/2	15 3/4	18	20 1/4	22 1/2	24 3/4	27	29 1/4	31 1/2	33 3/4	36	38 3/4	40 1/2	42 3/4	45	47 1/4	49 1/2	51 3/4	54
60	10	12 1/2	15	17 1/2	20	22 1/2	25	27 1/2	30	32 1/2	35	37 1/2	40	42 1/2	45	47 1/2	50	52 1/2	55	57 1/2	60
66	11	13 3/4	16 1/2	19 1/4	22	24 3/4	27 1/2	30 1/4	33	35 3/4	38 1/2	41 1/4	44	46 3/4	49 1/2	52 1/4	55	57 3/4	60 1/2	63 1/4	66
72	12	15	18	21	24	27	30	33	36	39	42	45	48	51	54	57	60	63	66	69	72
78	13	16 1/4	19 1/2	22 3/4	26	29 1/4	32 1/2	35 3/4	39	42 1/4	45 1/2	48 3/4	52	55 1/4	58 1/2	61 3/4	65	68 1/4	71 1/2	74 3/4	78
84	14	17 1/2	21	24 1/2	28	31 1/2	35	38 1/2	42	45 1/2	49	52 1/2	56	59 1/2	63	66 1/2	70	73 1/2	77	80 1/2	84
90	15	18 3/4	22 1/2	26 3/4	30	33 3/4	37 1/2	41 1/4	45	48 3/4	52 1/2	56 1/4	60	63 3/4	67 1/2	71 1/4	75	78 3/4	82 1/2	86 1/4	90
96	16	20	24	28	32	36	40	44	48	52	56	60	64	68	72	76	80	84	88	92	96
102	17	21 1/4	25 1/2	29 3/4	34	38 1/4	42 1/2	46 3/4	51	55 1/4	59 1/2	63 3/4	68	72 1/4	76 1/2	80 3/4	85	89 1/4	93 1/2	97 3/4	102
108	18	22 1/2	27	31 1/2	36	40 1/2	45	49 1/2	54	58 1/2	63	67 1/2	72	76 1/2	81	85 1/2	90	94 1/2	99	103 1/2	108
114	19	23 3/4	28 1/2	33 3/4	38	42 3/4	47 1/2	52 1/4	57	61 3/4	66 1/2	71 1/4	76	80 3/4	85 1/2	90 1/4	95	99 3/4	104 1/2	109 1/4	114
120	20	25	30	35	40	45	50	55	60	65	70	75	80	85	90	95	100	105	110	115	120
126	21	26 1/4	31 1/2	36 3/4	42	47 1/4	52 1/2	57 3/4	63	68 1/4	73 1/2	78 3/4	84	89 1/4	94 1/2	99 3/4	105	110 1/4	115 1/2	120 3/4	126
132	22	27 1/2	33	38 1/2	44	49 1/2	55	60 1/2	66	71 1/2	77	82 1/2	88	93 1/2	99	104 1/4	110	115 1/2	121	126 1/2	132
138	23	28 3/4	34 1/2	40 1/4	46	51 3/4	57 1/2	63 1/4	69	74 3/4	80 1/2	86 1/4	92	97 3/4	103 1/2	109 1/4	115	120 3/4	126 1/2	132 1/4	138
144	24	30	36	42	48	54	60	66	72	78	84	90	96	102	108	114	120	126	132	138	144


Curtains



Tabbed Curtain over Shutters



Tabbed Curtain gathered in Middle



Chevron Valance over Cafe Curtains



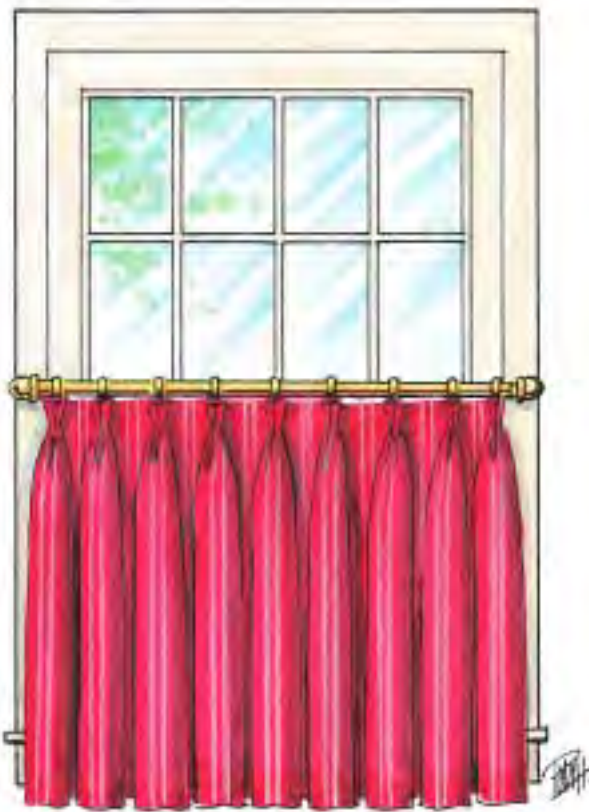
Curtain on Dec. Rod with Holdback



Sheer Lace Tied-back Curtains
with Gathered Valance




Shirred Cafe Curtain on High Rod



Cafe Curtains with French Pleated
Tops on Rings




Scalloped Valance over
Cafe Curtains



Priscilla Curtains with Ruffles




Valance on Brass Dec. Rod over Tied-back Curtains with Ruffles



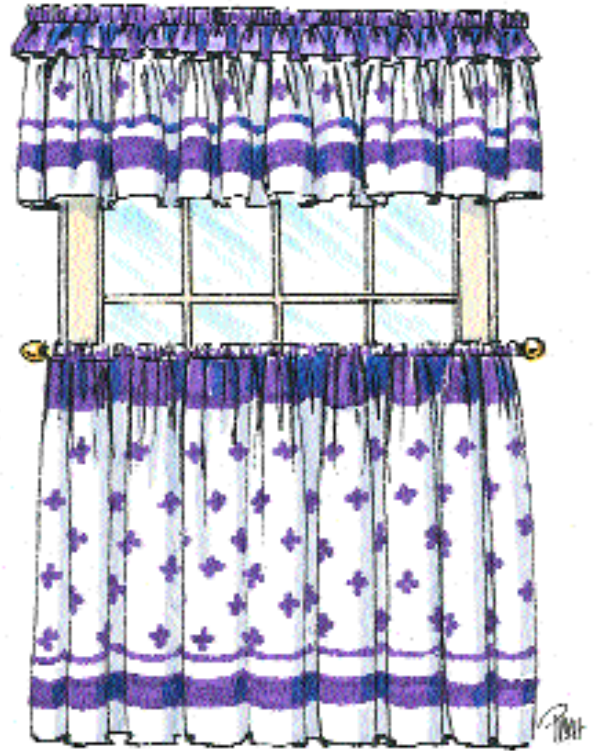
Rod Top Curtains with High Ties and Large Ruffles



Priscilla Curtains with Rod Pocket Top




Cafe Curtains with Arched Top & Valance



Cafe Curtains on Brass Rod with Gathered Valance




Traditional Swag with Mini Blind




Pleated Tab Top Cafe Curtains on Brass Rod




Cafe Curtains Shirred Top-to-Bottom
Between Two Rods



Tied-back Curtains Gathered on Rod



Drapery Gathered on a Dec. Rod and
Tied-back with Large Bows



Austrian Shade with Ruffles



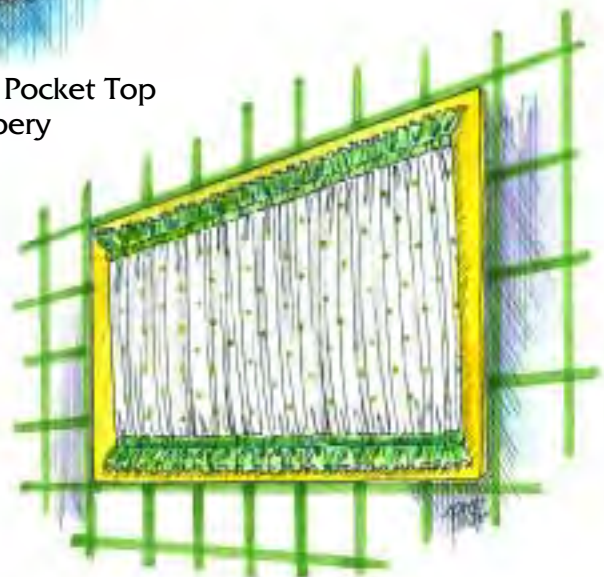
Hourglass Rod Pocket



Cloud Valance with Rod Pocket Top
and Bottom Drapery



Diamond Rod Pocket




Slant Top Rod Pocket



Bow-tied Ruffled Tie-backs




Tab-top Curtains on Dec. Rod




Ruffled Tie-backs over Balloon Shade



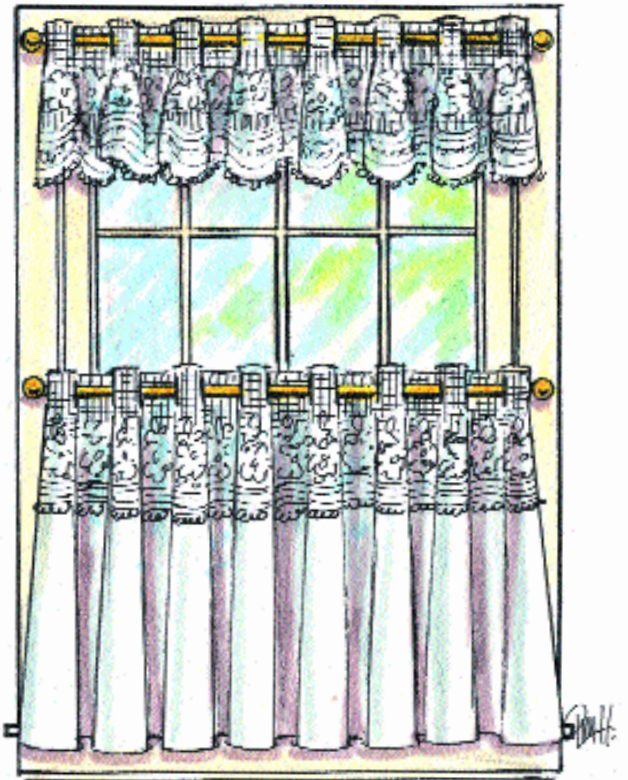
Tab Top Curtains on Dec. Rod



Arched Rod Pocket Valance
over Straight Curtains



Ruffled Tie-backs over Shutters



Lace Curtains & Valance
Threaded on Rod



Banded Tie-back Curtains



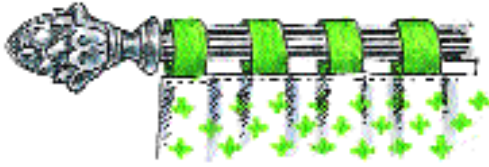
Banded Valance over Tie-backs



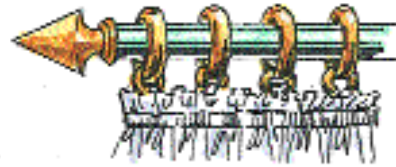
Tab Top Banded Curtains Tied-back



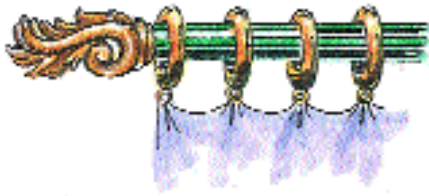
Tiered Curtains with Ribbon Banding



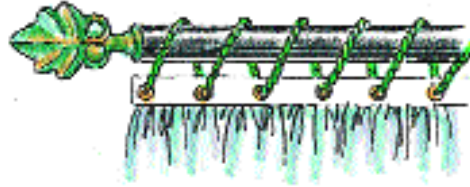
Box Pleated with Tab Heading



Gathered Heading with Rings



Scalloped Heading with Sewn on Rings




Grommet Heading with Rope



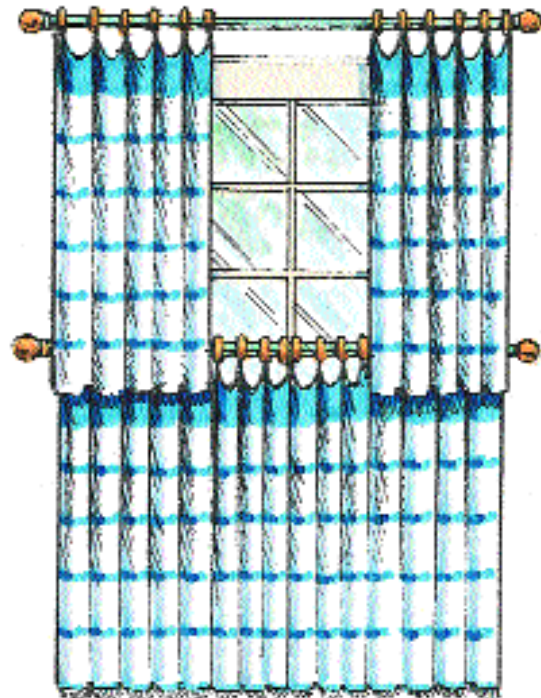
Scalloped Heading with Ties



Scalloped & Tabbed Heading



Tab-tied Curtains on Brass Dec. Rod



Double Cafe Curtains with Scalloped Top on Brass Rod

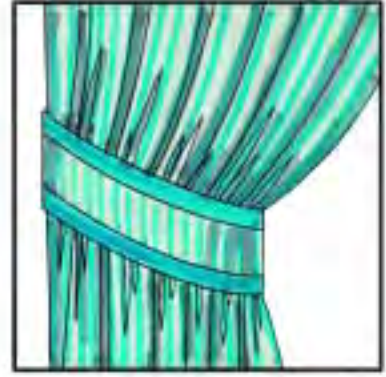
Accessories



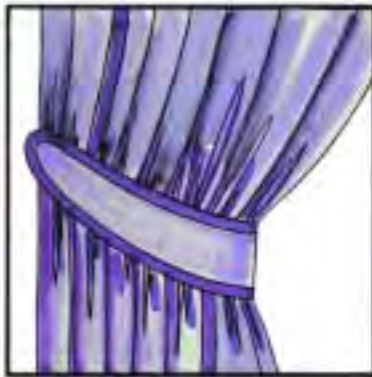
Straight Plain



Tapered Plain



Straight with Banding



Tapered with Weld Cord



Shirred Jumbo Welt Cord



Straight Shirred with Welt Cord



Straight Shirred



Braided



Straight with Rosette



Straight with Bow



Straight with Fringe



Straight with Ruffle



Ruffled



New Shirred Look




Formal Tie with Cascade



Shirred Tie with Pleat

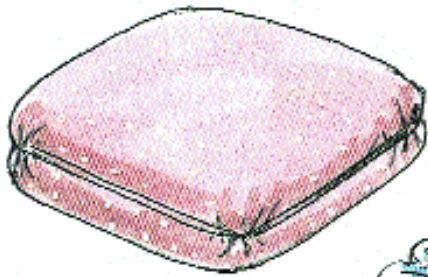


Double Ruffled Tie

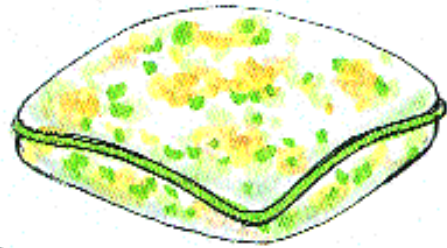


Box Pleated Tie with Welt

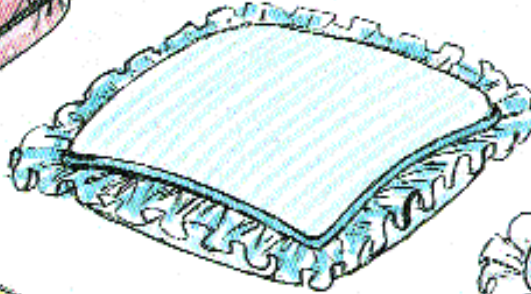
Throw Pillows



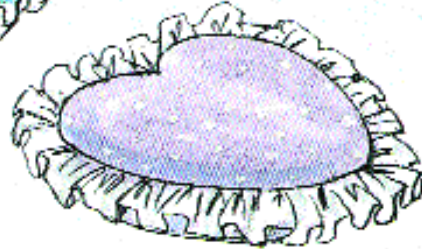
Turkish Corners



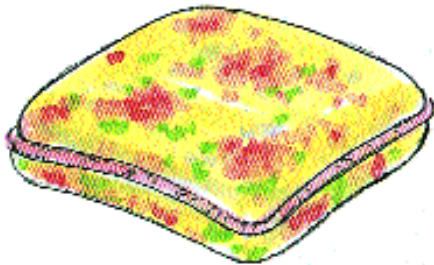
Knife Edge with
1/4 Welt



3 Ruffle with Welt




Heart Shaped with Ruffle



Shirred Welt



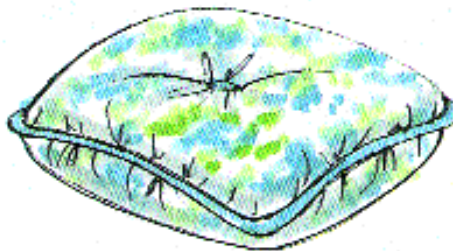
Square Knot



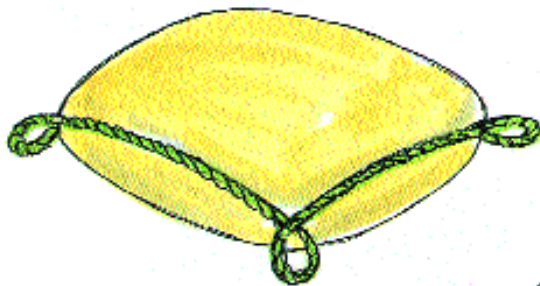
Round Pillow with
Welt & Ruffle



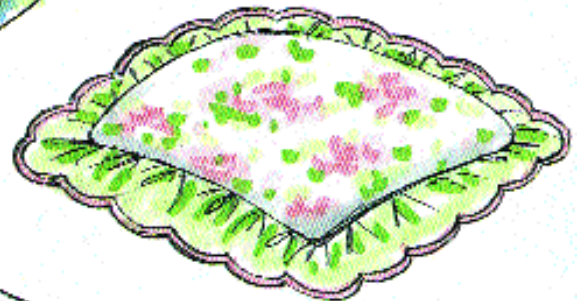
Round Pillow with
Plain Welt & Button




Round Pillow with
Plain Welt & Button



Rope Welt on Knife Edge

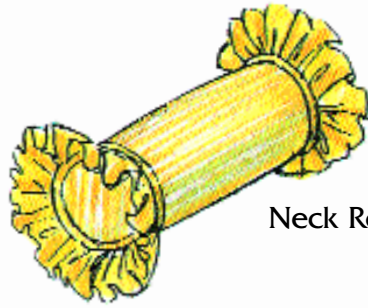


Scalloped Ruffle
with Welt Edge

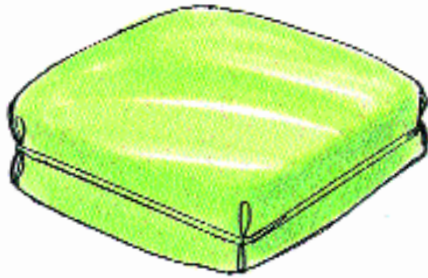


Tasseled Corners

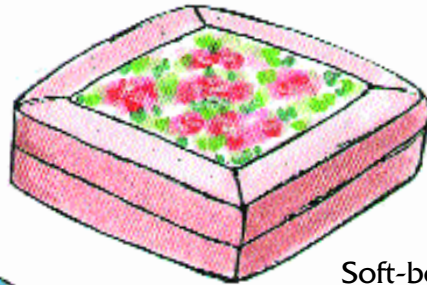
Pillows and Cushions



Neck Roll with Ruffle




Soft-box Cushion with Welt



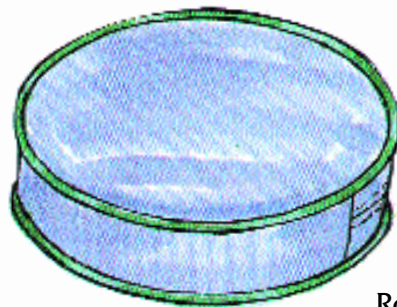
Soft-box Cushion with Applique Top



Shirred Neck Roll



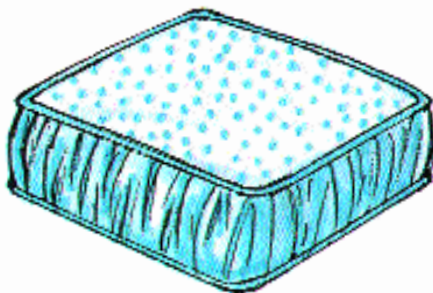
Boxed Cushion with Welt



Round Cushion with Welt



Tootsie Roll Neck Roll



Boxed Cushion with Shirred Boxing



Puff Pillow with Welt

Accessories



Placemats



Seat Cushions




Lamp Shades



Napkins & Napkin Rings

Rosettes



Bows





Fabric Draped Vanity Table



Round Ottoman



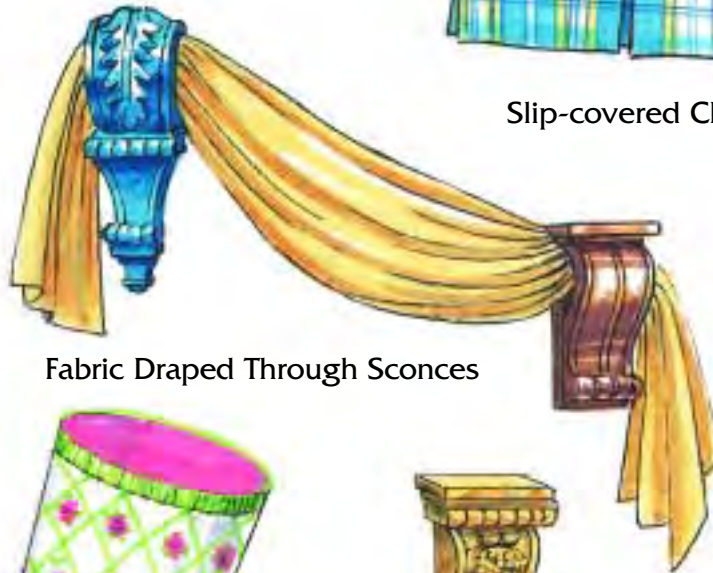
Square Ottoman



Slip-covered Chair



Fabric Covered Divider




Fabric Draped Through Sconces



Fabric Covered Wastebasket



Sconce



Seat Cushion

Round Table Covers



Ruffled Overlay & Skirt with Tassels




Round Overlay Tied with Bows




Plain Round Cover Lined or Unlined




Plain Round Cover with Welt Edge




Lace Square over Skirt



Round Cover with Austrian Shirring




Sunburst



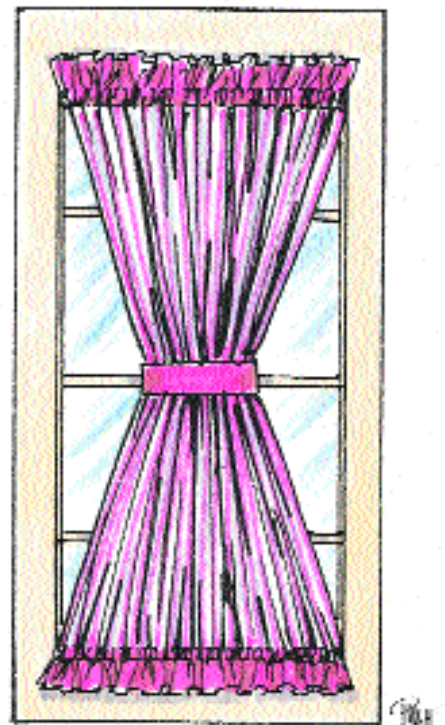
Hourglass Rod Top & Bottom



Diamond Rod Top & Bottom



Slant Rod Top & Bottom



Hourglass Rod Top & Bottom


Bed Coverings



Various Bedspread Crowns



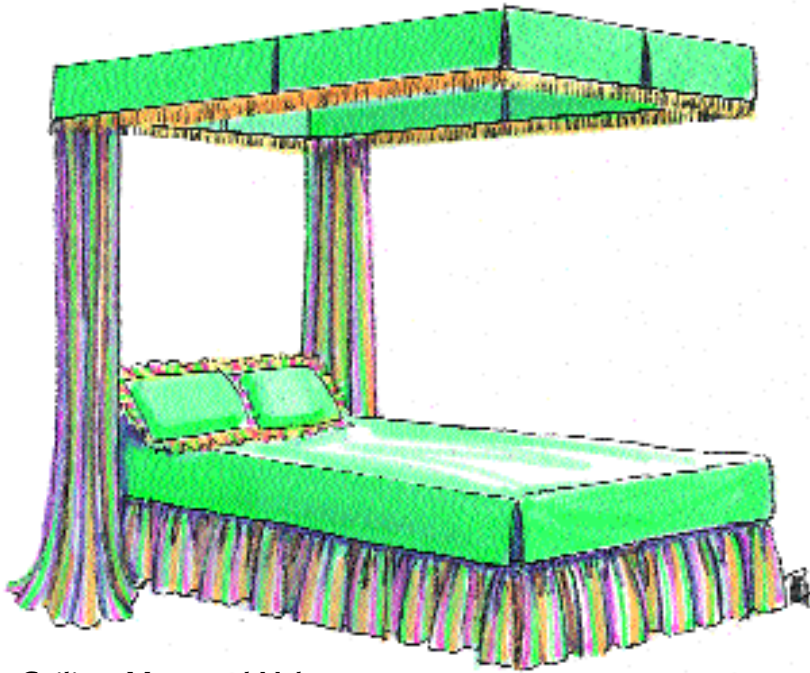
Rod Pocket Drapery with Dec. Rod over Plain Bedspread




Swags & Cascades over Plain bedspread with Upholstered Headboard



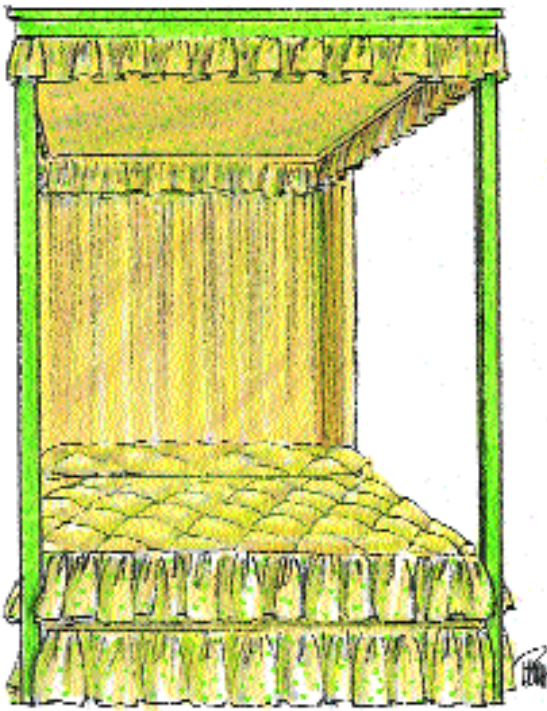
Swags & Jabots with Maltese Cross Ties over Plain Bedspread




Ceiling Mounted Valance over
Box Pleated Coverlet




Ceiling Mounted Rod Pocket Valance
over Quilted Bedspread



Quilted Top Double Ruffled
Drop Bedspread



Plain Bedspread with
Side Panels




Half-round Box Pleated Valance
with Draped Fabric held by Rosettes
Upholstered Headboard with Throw Spread




Fabric Draped over Decorative Pole
Coverlet with Tailored Dust Ruffle



Half-round Ruffled Valance with
Fabric Draped over Hold Backs
Upholstered Headboard with Throw Spread




Rod Pocket Valance with Ruffled Tie-backs
Upholstered Headboard & Throw Spread

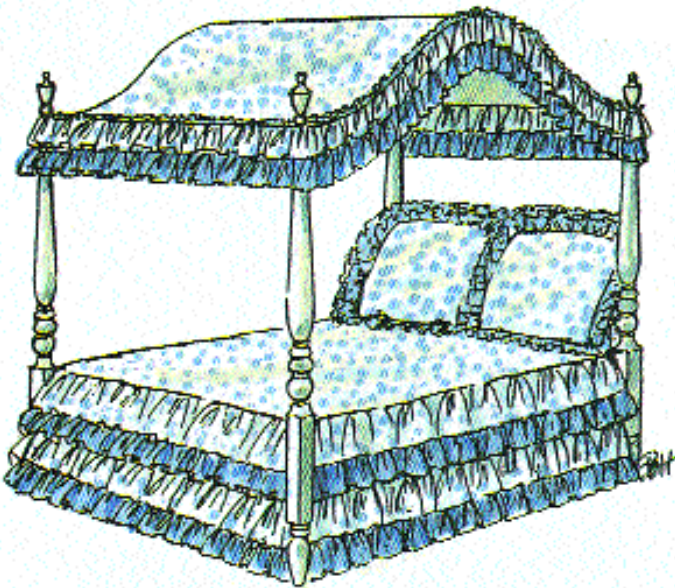


Box Pleated Canopy Valance
with Stationary Draperies


Quilted Coverlet over
Box Pleated Dust Ruffle



Gathered Canopy Valance
Ruffled Bedspread over Gathered
Dust Ruffle



Arched Canopy with Ruffles
Ruffled Bedspread & Dust Ruffle



Gathered Canopy Valance over Tie-backs
Coverlet over Gathered Dust Ruffle



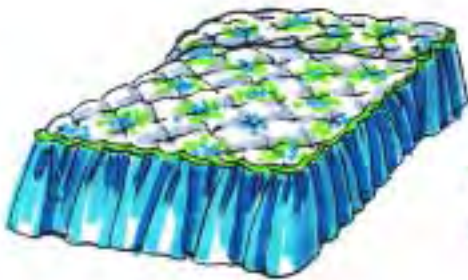
Throw Spread



Throw with Scalloped Edge



Fitted Throw



Scalloped Quilted Top
with Shirred Drop



Scalloped Quilted Top
with Double Shirred Drop



Throw with
Ruffled Bottom



Plain Coverlet over
Shirred Dust Ruffle



Quilted Coverlet over
Shirred Dust Ruffle



Throw with 1" Welt



Throw with 2" Welt

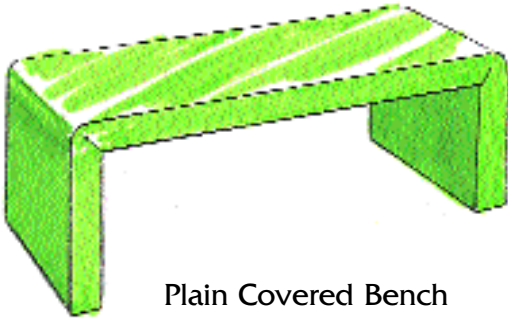


Studio Couch Cover
with Bolsters

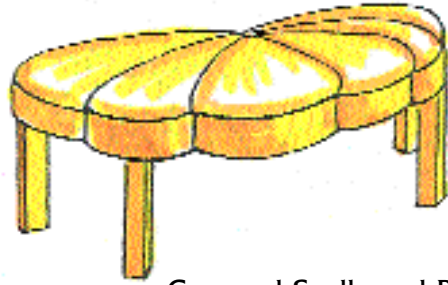


Tufted Daybed Coverlet
over Shirred Dust Ruffle

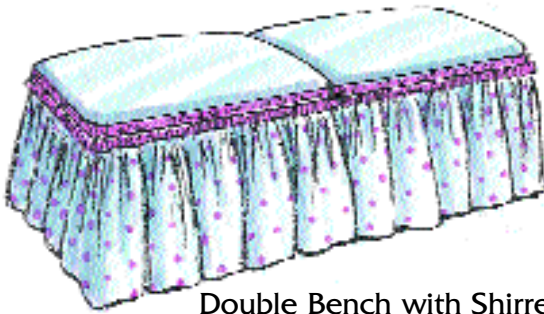
Upholstered Benches



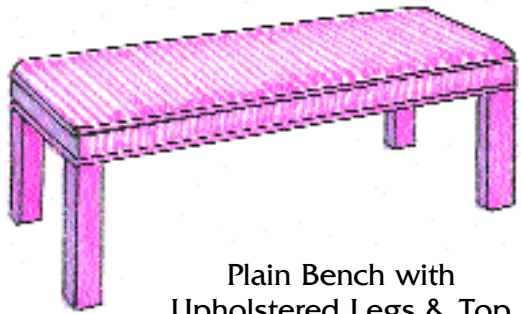
Plain Covered Bench



Covered Scalloped Bench




Double Bench with Shirred Skirt



Plain Bench with Upholstered Legs & Top

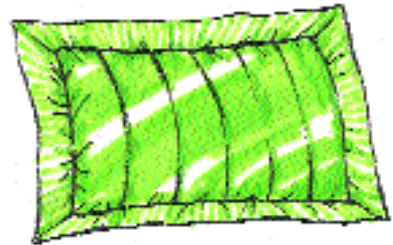
Pillow Shams



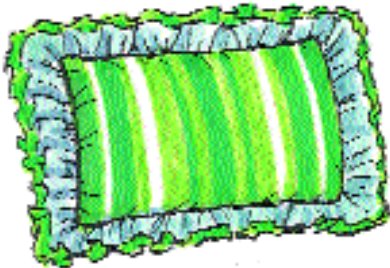
Sham with 3" Ruffle



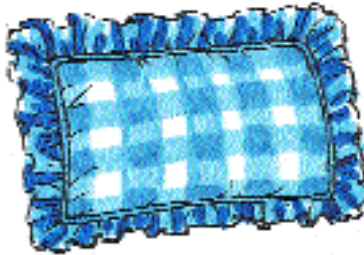
Plain Sham with 1/4" Welt



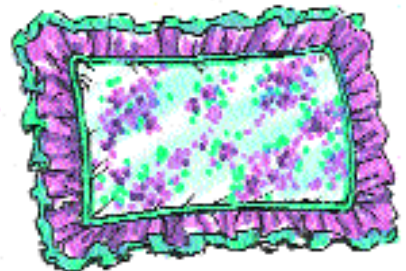
Quilted Sham with 2 1/2" Flange




Plain Sham with Double Ruffle



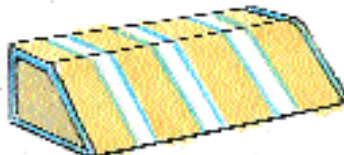
Sham with 1/4" Welt and Ruffle



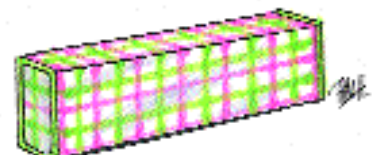
Double Ruffle Sham with 1/2" Welt



Cylindrical Bolster with Welt Trim



Wedge Bolster with Welt Trim



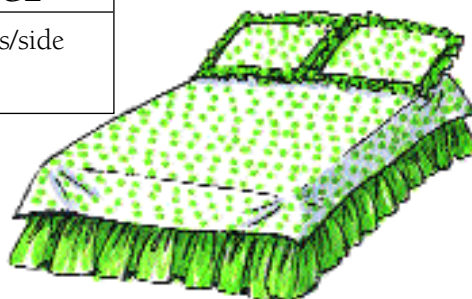
Rectangular Bolster with Welt Trim

Yardage Schedule for Bed Coverings

SPREADS			
	36"	48"	54"
Twin	12 yards	8 yards	8 yards
Full	12 yards	12 yards	8 yards
Queen	15 yards	12 yards	12 yards
King	15 yards	12 yards	12 yards
Additional Yardage Requirements: For Prints—Add 1 yard			
Additional Yardage Optional Features:			
For Reverse Sham—Add 3 yards For Jumbo Cord—Add 2 yards			

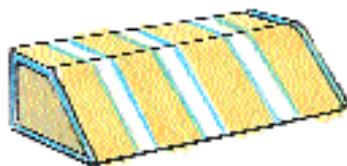


COMFORTER YARDAGE
Twin, Full, Queen— 7 yards/side
King—11 yards/side



PILLOW SHAMS
1 1/2 yards—Ruffles Add 1 1/2 yards

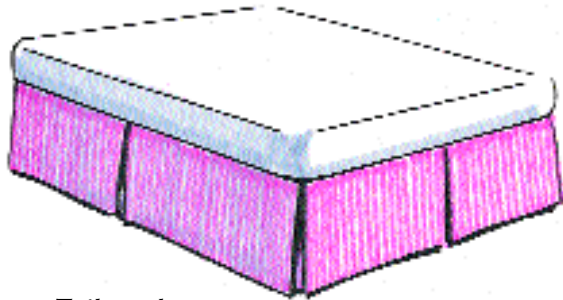
DUSTERS				
	36" Fabric		45" or Wider	
	Tailored	Shirred or 4" Box Pleat	Tailored	Shirred or 4" Box Pleat
Twin	3 3/4 yards	8 1/2 yards	2 3/4 yards	6 1/2 yards
Full	3 3/4 yards	8 1/2 yards	2 3/4 yards	7 yards
Queen	4 1/2 yards	10 yards	3 yards	7 1/2 yards
King	4 1/2 yards	10 yards	3 yards	7 1/2 yards



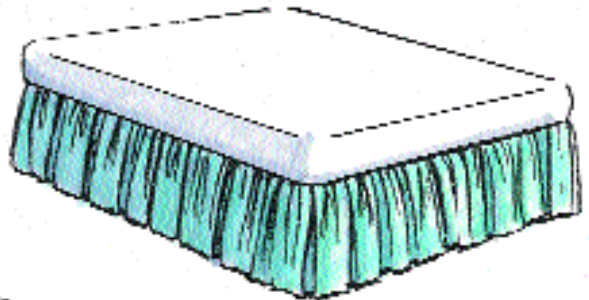
BOLSTERS			
	36"	45"	54"
36"	1 1/2 yards	1 1/2 yards	1 yard
39"	2 yards	1 1/2 yards	1 yard
60"	2 yards	2 yards	2 yards
72"	2 1/2 yards	2 yards	2 yards
Add 1 Repeat of Pattern for Prints			

GENERAL INFORMATION		
Bedspreads are made to fit the following standard bed sizes:		Standard Drops:
Twin	39 x 75	Bedspreads 21"
Full	54 x 75	Coverlets 12"
Queen	60 x 80	Dusters 14"
King	72 x 84	Pillow Tuck 15"

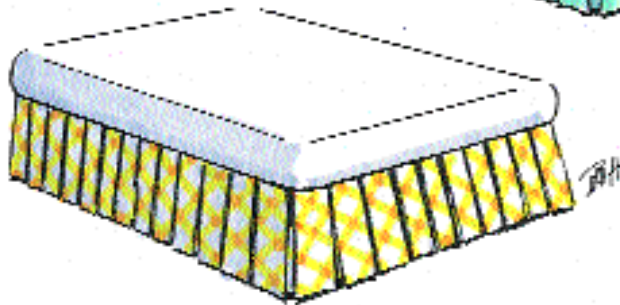
Dust Ruffles



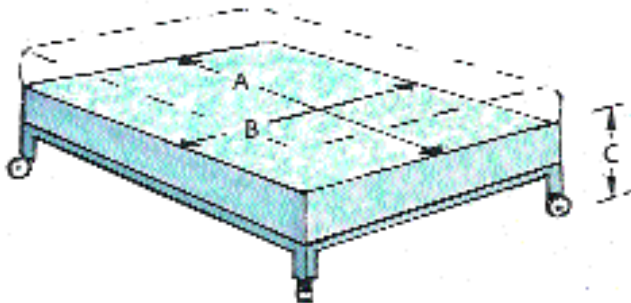
Tailored



Shirred



Box Pleated



HOW TO MEASURE:


(Exact measurements are necessary)

A — Length of Boxsprings


B — Width of Boxsprings

C — Drop from top of Boxsprings to floor

UPHOLSTERED HEADBOARDS




D



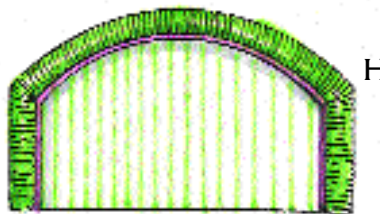
E



F



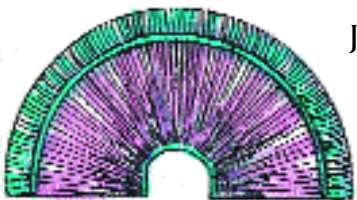
G



H



I



J

DIMENSIONS

STYLE	TWIN	FULL	QUEEN	KING
D, I, F, G	41W X 51H	56W X 53H	62W X 55H	81W X 56H
J	41W X 53H	56W X 55H	62W X 57H	81W X 57H
E, H	41W X 49H	56W X 49H	62W X 51H	81W X 53H

Blinds and Shutters



Rod Pocket Valance over Solid Wood Shutters




Louvered & Solid Shutters with Valance



Fabric Insert Shutters



Draperies over Traditional Shutters



Wood Blinds with Custom Moulding & Crown



Wood Blinds with Draperies




Arched Shutters



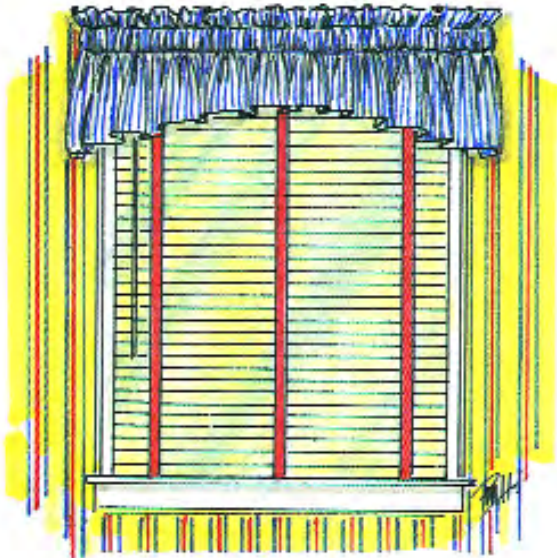
Cornice Box with Rope & Tassels over Shutters



Fabric Draped in Double Swag




Lace Tie-backs over Wood Blinds



Arched Gathered Valance over Wood Venetian Blind



Tabbed Valance on Dec. Rod over Wood Blind




Swag and Jabots
over Half Shutters



Shirred Valance with Ruffle over
Gathered Side Draperies and Wood Blind



Bishop Sleeve Arched Valance
over Plantation Shutters



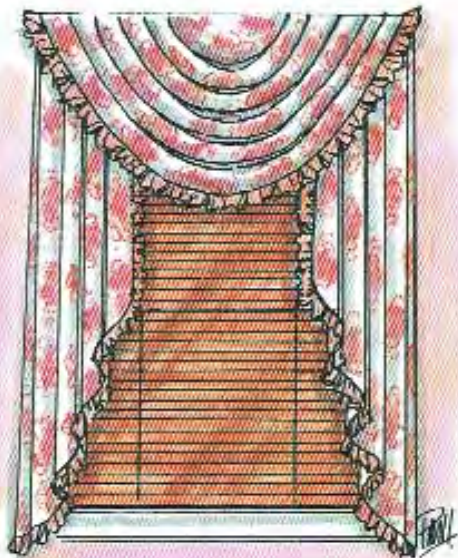
Cloud Valance over Half Shutters



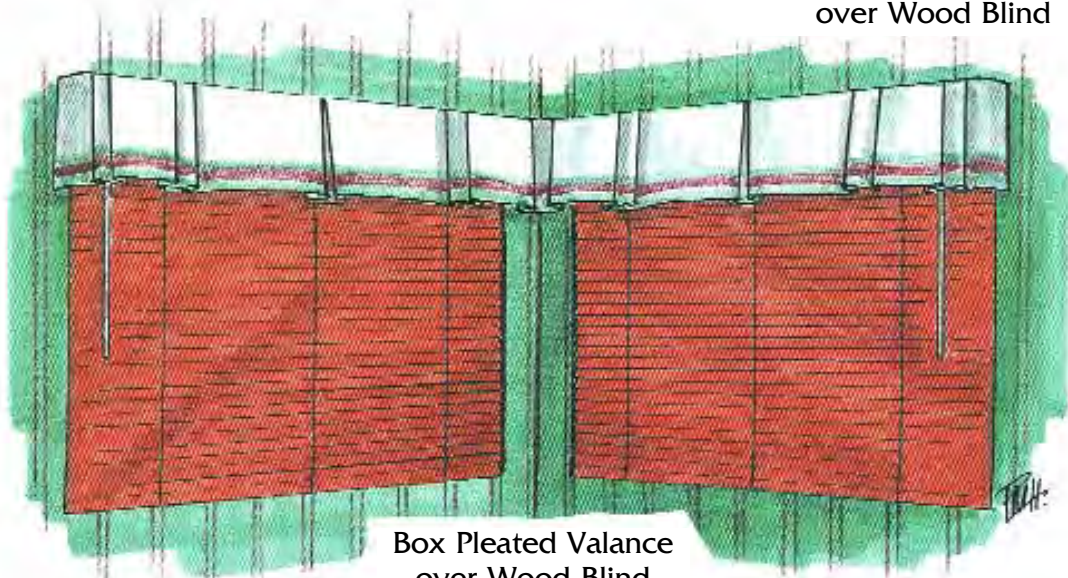
Balloon Valance over Wood Blind



Bishop Sleeve Draperies over Wood Blind



Fabric Swag with Side Drop over Wood Blind



Box Pleated Valance over Wood Blind



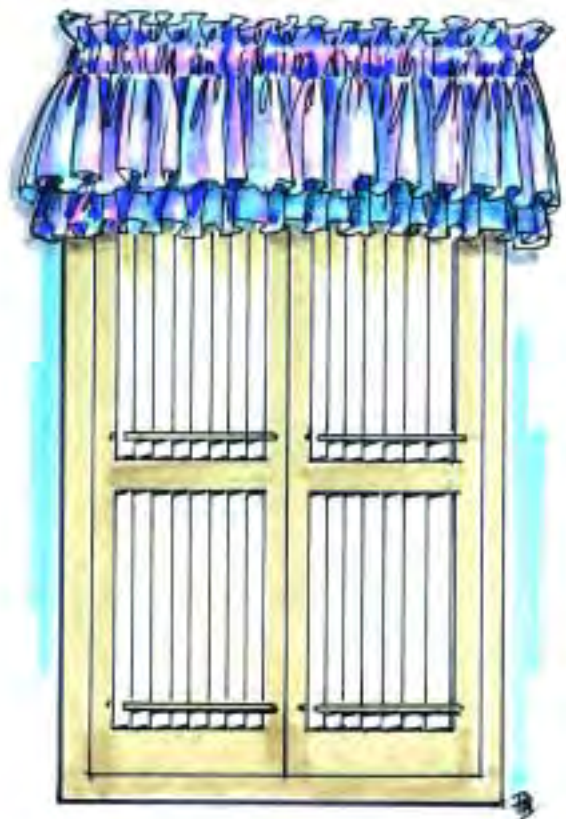
Ruffled Swags over Cafe Shutters




Two-tone Swag over Full Shutters




Shutter with Shirred Fabric Insert



Gathered Valance over Louvered Shutters



Cornice Box over White Wood Blinds with Wide Tapes



Sunburst Shutter over French Door Shutters



Leaded Glass over Wide Blade Shutters



1 Wood Blind in Natural Finish with Cloud Valance



Cathedral Window with Custom Fitted Shutters



Shutters Custom Fitted to Slanted Clerestory Window




French Doors with Wood Blinds and Chevron Valances



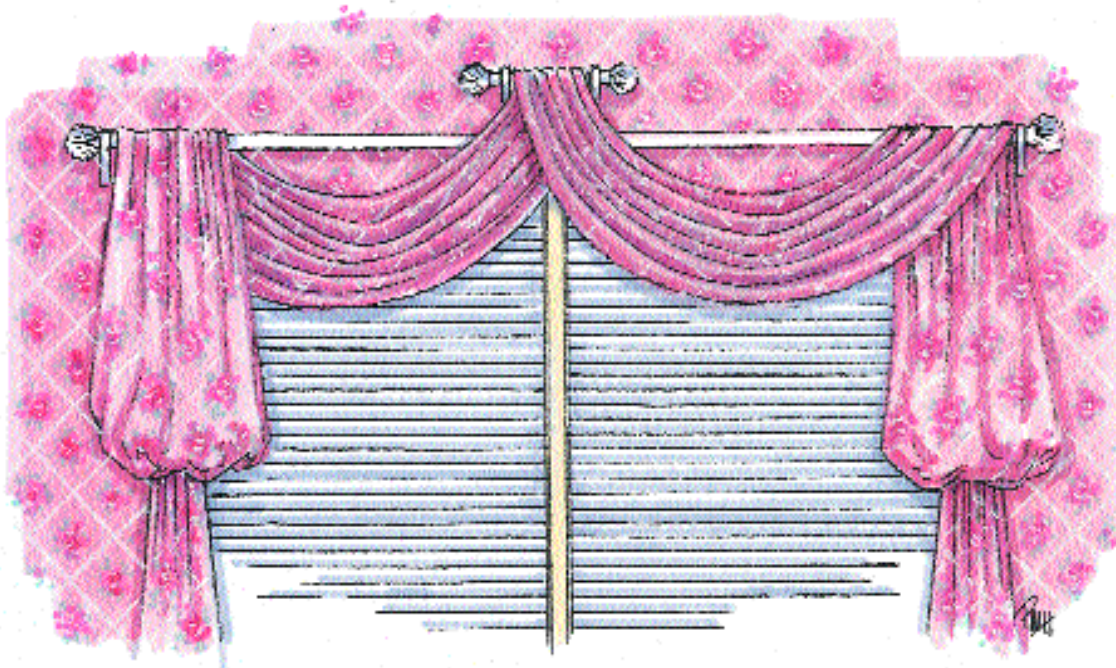
Traditional Shutters on Tall Window



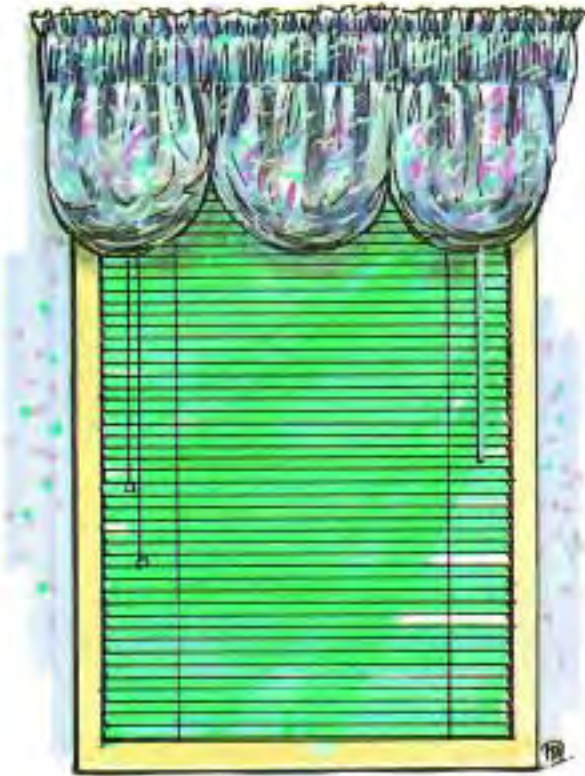
Drapery Folded over Dec. Rod over
Pleated Shade



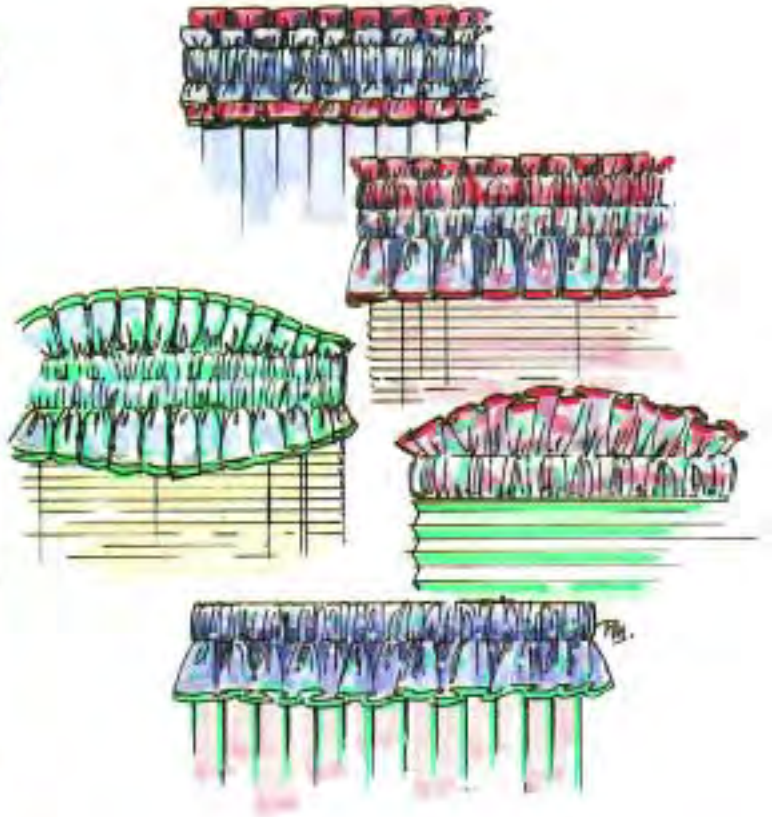
Fabric Draped over Pleated Shade



Fabric Draped over Pleated Shade



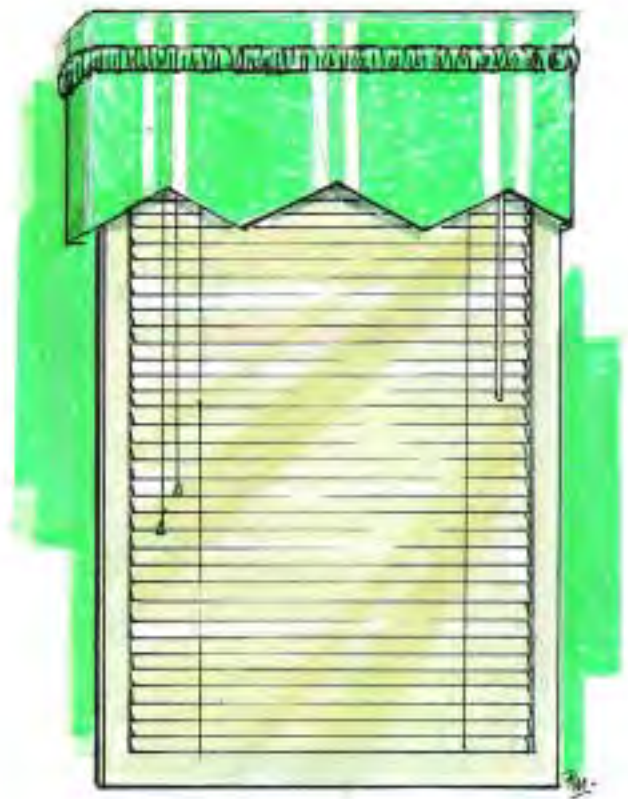
Cloud Valance over Mini Blind



Alternate Valance Styles



Pleated Shade with Arched Pleated Shade at Top




Unique Geometric Valance over Mini Blind



Gathered Valance with Bows over Shade with Appliqued Bottom



Fringed Scalloped Roller Shade with Valance




Banded Roller Shade with Valance



Rod Pocket Valance over Roller Shade




Handkerchief Tie
over Pleated Blind



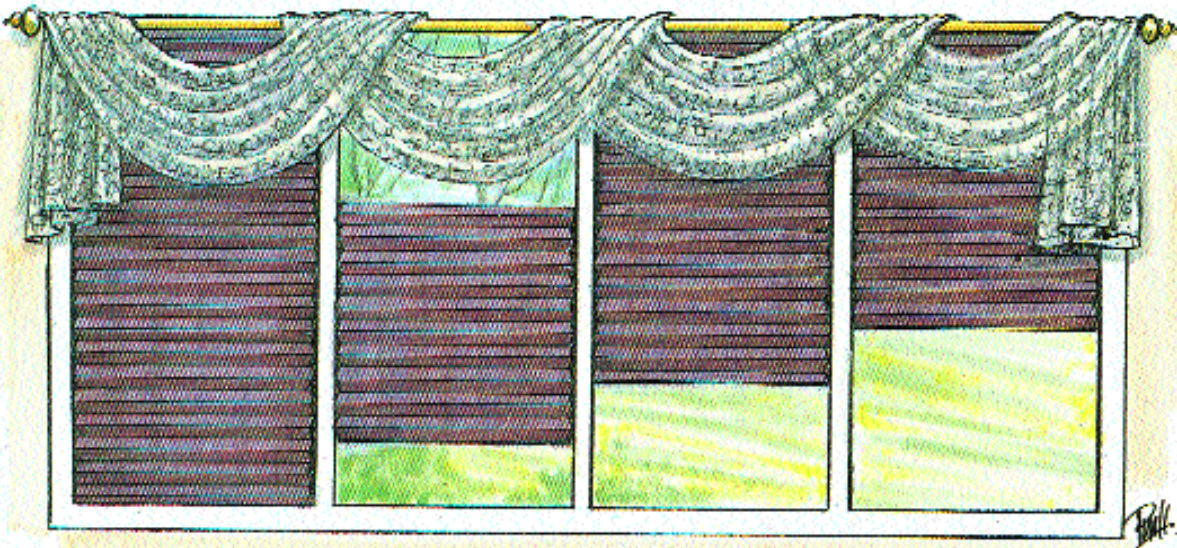
Swag with Tassels
and Fringe



Cloud Shade with
Ruffled Top and Tassels



Short Swag on Dec. Rod



Multiple Lace Fabric Swags on Dec. Rod



Lace Tie-backs on Dec. Rod
over Mini Blind




Box Pleated Valance
over Pleated Shade




Scalloped Awning Valance
over Mini Blind




Full Gathered Valance
on Double Rods




Tab Curtains Tied-back
over Roller Shade




Flat Panels Pulled Back over Pleated Shades




Puffed and Ruffled Valance
over Pleated Shade




Gathered Swag and Cascade
over Pleated Shade




Swag with Ruffled Side Drops
over Vertical Blinds



Floor Length Fabric Swagged on
Shirred Rod over Vertical Blinds



Bay Window with Bishop Sleeve
effect over Vertical Blinds



Simple Shirred Cornice over Vertical Blinds



Fabric or Wallpaper Inserts




Double Gathered Cornice over Vertical Blinds




Vertical Blinds with Stagecoach Valance




Slant-top Vertical Blinds




Vertical Blinds with Cornice Top




Verticals are a great Solution to Bay Windows




Shirred Cloud Valance Adds Softness to Vertical Blinds




Slanted Windows
with Vertical Blinds



Scalloped Pleated Valance
over Vertical Blinds



Double Brass Rods over Vertical Blinds
with Brass Trim at Bottom



Decorative Stencil Design
on Vertical Blinds

Windows with a challenge



Door with Window & Sidelights



SOLUTION 1



SOLUTION 2




Corner Gliding Windows with Structural Beam on Top




SOLUTION 1



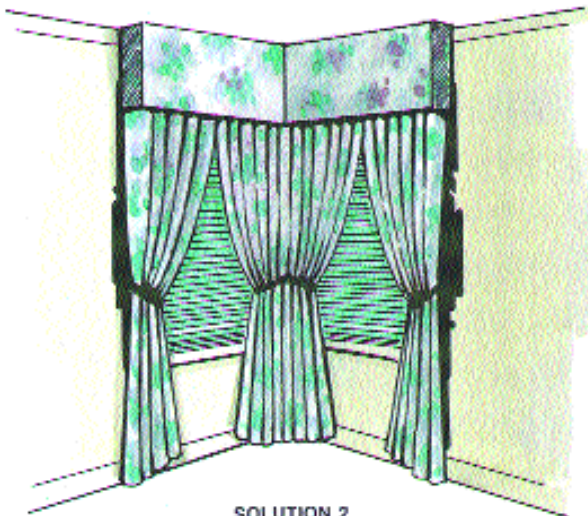
SOLUTION 2




Corner Windows




SOLUTION 1



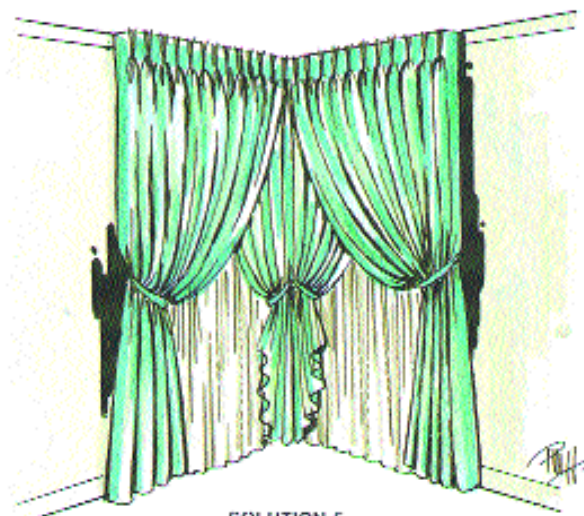
SOLUTION 2



SOLUTION 3



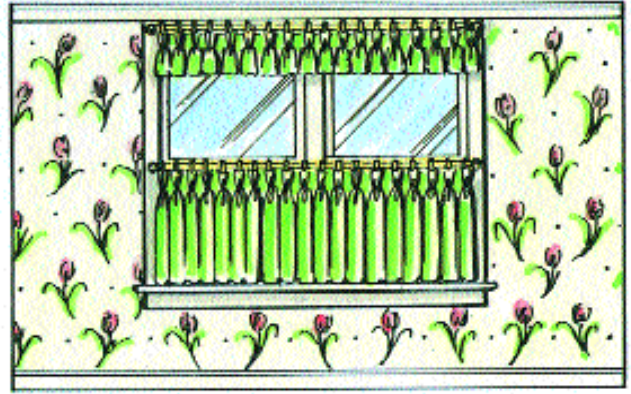
SOLUTION 4



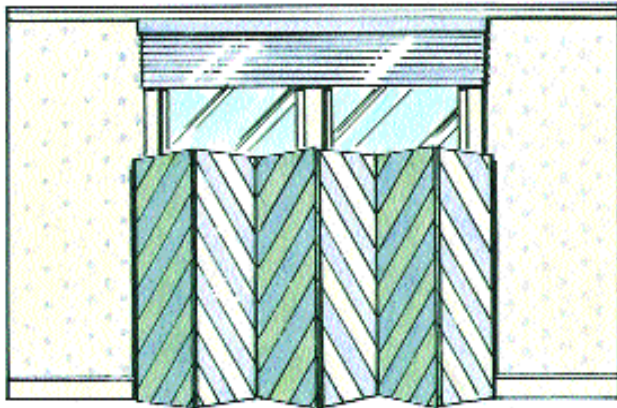
SOLUTION 5




Air Conditioner in a Double-Hung Window




SOLUTION 1




SOLUTION 2



Sliding Glass Doors & Cathedral Windows



SOLUTION 1



SOLUTION 2



SOLUTION 3




SOLUTION 4



SOLUTION 5




SOLUTION 6




Clerestory Windows



SOLUTION 1



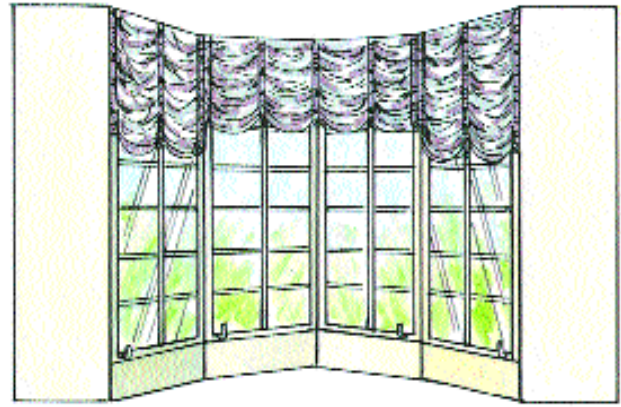
Bay with Casement Windows




SOLUTION 1




SOLUTION 2



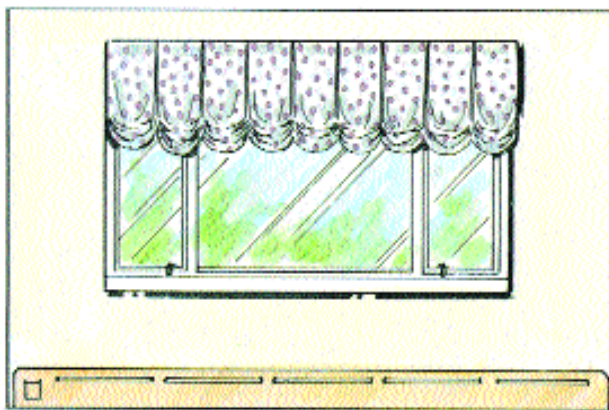
SOLUTION 3



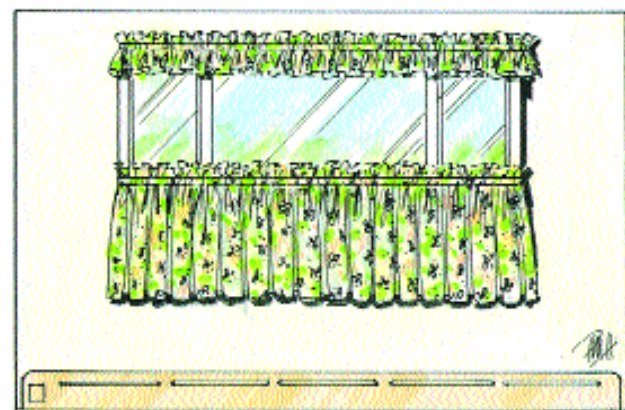
Picture Window with Baseboard Heater




SOLUTION 1



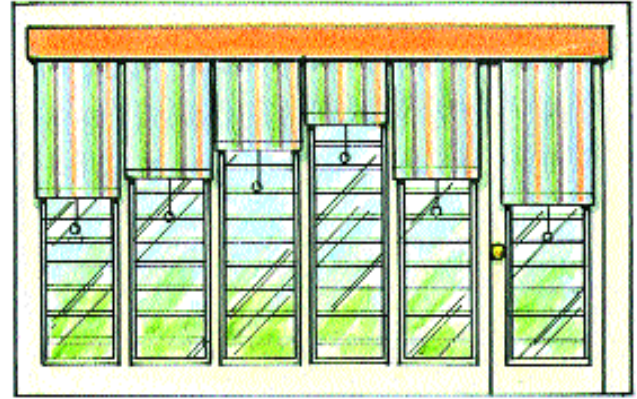
SOLUTION 2




SOLUTION 3



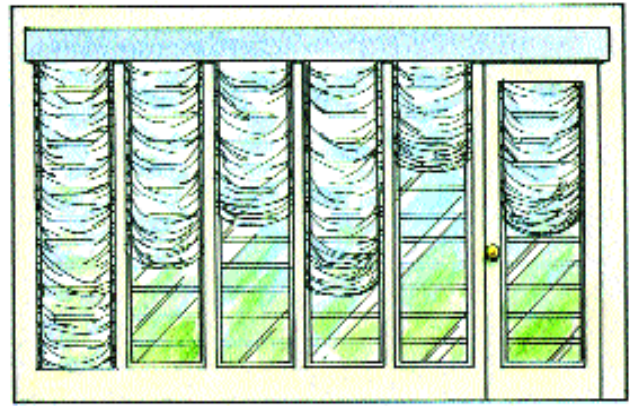
Jalousie Windows & Doors



SOLUTION 1



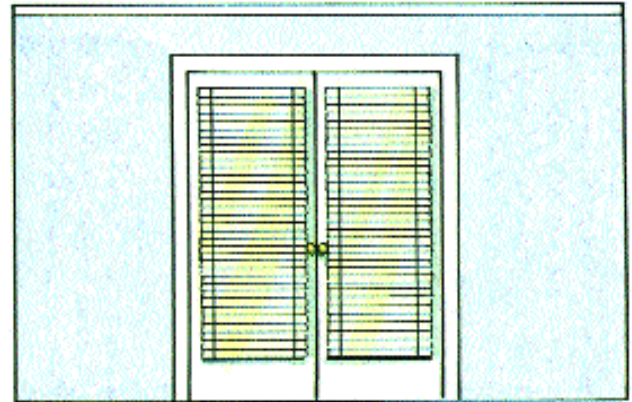
SOLUTION 2



SOLUTION 3



French Doors




SOLUTION 1



SOLUTION 2



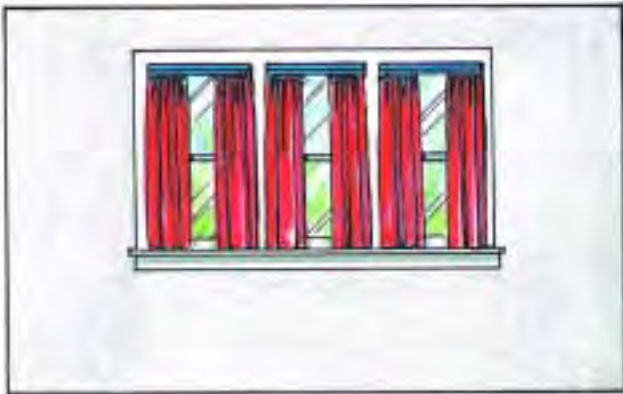
SOLUTION 3



Triple Double-Hung Windows



SOLUTION 1



SOLUTION 2



SOLUTION 3



Bay with Double-Hung Windows



SOLUTION 1



SOLUTION 2



SOLUTION 3



Arched Top Windows



SOLUTION 1



SOLUTION 2



SOLUTION 3



SOLUTION 4



SOLUTION 5

Glossary of Decorating Terms

A

"A" Frame Window - Very contemporary house structures sometimes form an "A" shape. When draperies are used, they hang from the crossbeam of the "A," or they can be fabricated and installed to conform to the shape of the window.

A La Duchesse - A type of bed supported with a canopy suspension from the ceiling rather than posts. It is also known as an angel bed.

Accordion Pleat - Single large pleats which are often used as a method of fan folding in pleated draperies before installing, or can be used in contract draperies by snapping onto channel slides.

Allowance - A customary variation from an "exact" measurement, taken for the purpose of anticipated needs.

Appliqué - The application of a second, decorated layer of fabric onto a base piece of cloth.

Apron - A piece of wood trim beneath the windowsill.

Architectural Rodding - Used for contract draperies, a sturdy sleek or traverse channel.

Architrave - The molding around an arch, or wooden surrounding to a window or door frame.

Art Deco - A modern, historical design period, which dates from 1909 to 1939.

Art Glass - Glass which is cut at an angle (other than right), stained and etched, and used for hard window treatments.

Art Nouveau - An historical design movement of the Victorian Era, dating from 1890 to 1910. The motifs are based on flowing plant forms.

Asymmetrical Balance - A type of design in which the entire arrangement has a balance, but each side of a central point is different.

Austrian Shade - A shade having ruche down the whole side length, creating billows when the shade is raised.

Automated Exterior Rolling Shutters - A treatment used for insulation and privacy purposes, in which the exterior of a window has metal panels, which roll down mechanically over the glass.

Awning Window - A type of window which can swing out due to a hinged top.

B

Backstitch - A reverse-stitch used to keep the stitches from coming undone at the ends. Several stitches are sewn at the beginning and end of any seam.

Balloon Shade - Shades with vertical rows of horizontally gathered fabric, which can be drawn up to form strips of pleated or gathered trim.

Balloon Tie-backs - Curtains which, when tied back, form a rounded sort of cloud shape.

Bamboo Shade - A natural light softening shade, drawn by hand using a cord, and made of woven panels of split bamboo. This is also called a Bali blind.

Baroque - An elaborate interior design period dating from 1643 to 1730 in France and 1660 to 1714 in England.

Bar-Tack - A sewing machine operation of repeated stitches concentrated to secure the lowest portion of drapery pleats.

Basement Windows - Opposite of awning windows, these windows swing inward due to a hinged bottom.

Basting - A technique used in sewing to temporarily fasten layers of fabric using long loose stitches.

Baton - A rod or wand used to hand draw traverse draperies.

Bay Window - A large projecting type of window made of a group of windows set at angles to each other and joined to each other on some sides.

Bell Valance - A gathered or pleated valance which has a number of bell-like shapes at bottom hemline.

Bias Binding - A strip of fabric used for added strength when binding edges of fabric and closing piping. The fabric is cut in a slanted manner from selvage to selvage.

Bishop's Sleeve Curtains - Tie-back curtains which have been bloused at least two times.

Blind - A hard treatment for a window, consisting of a series of horizontal panels.

Bottom Hem - The turned part forming a finished edge at bottom of drapery.

Bow Window - A large projecting type of window that is curved or semi-circular.

Box Pleat - A fold of cloth sewn into place to create fullness in a drapery. Box pleats are evenly spaced and stitched.

Bracket - Metal piece attached to the wall or casing to support a drapery or curtain rod.

Braid - A ribbon, which is woven, to be used for trimming or added to edges of draperies and accessories.

Bull's-Eye Window - A circular window glazed with flat or arched glass.

Butterfly Pleat - A two-part pleat which flares out at the top and is bar-tacked at the bottom.

C

Café - A traversing or non-traversing drapery, designed as a tier. The heading can be various styles. They can be set at a variety of heights to control ventilation, view and light.

Café Rod - A small, round decorative rod which comes in white, brass or woodgrain finish, used to mount café curtains that do not have a rod pocket. Café rods are meant to be seen and add an additional decorative touch to the curtain treatment.

Canopy - A fabric window topper created by sewing pockets into fabric panels and inserting a rod with a small projection at the top of the panel, a rod with a larger projection at the bottom.

Cannoniere - A three-sided shaped or straight cornice that "frames" the window - across the top and down the two sides. It is made of a hardboard, padded and covered with fabric.

Cape Cod Curtain - A café curtain decorated by a ruffle around the bottom and sides. This is also called a ruffle-round curtain.

Carriers - Small runners installed in a traverse rod which hold a drapery pin or hook.

Cartridge Pleat - A fold of cloth sewn into place to create fullness in a drapery. This is a round pleat 2-2 1/2 inches in depth. Roundness is created by stuffing of crinoline or paper (removed for cleaning).

Cascade - A fall of fabric that descends in a zigzag line from a drapery heading or top treatment.

Cased Heading - A curtain heading with a simple, hemmed top, in which a rod is inserted.

Casement - (1) A cloth drapery that is of an open-weave material but more opaque than a sheer. (2) A type of vertically hinged window, whose panes open by sliding sideways or cranking outward.

Casing (Window) - Wooden frame around a window.

Catchstitch - A stitch used for hemming raw edges, and then covered by a piece of fabric.

Cathedral Window - A window which points upward, and is formed at an angle.

Center Draw - One pair of draperies which draws open and

closes exactly at a window's center point.

Center Support - A metal grip which is used to support a traverse rod from above and prevents rod from sagging in the middle, but does not interfere with rod operation.

Clerestory Windows - A series of small windows which let in light and air. These are placed high on the wall to allow complete privacy.

Colonial - A design period common prior to the revolutionary war in America. It is typically dated from 1608 to 1790.

Corbel Bay - A second story bay window.

Cord - A cable yarn which can be made from either cotton or synthetic materials. It is used for various reasons including holding blinds and shades together, and as a means for drawing traverse draperies, shades, and blinds.

Corner Window - A corner window literally wraps a corner of the building at right angles.

Cornice - A shallow, box-like structure, usually made of wood, fastened across the top of a window to conceal the drapery hardware.

Cornice Board - A horizontal board used as support for a cornice or as foundation for swags and tails.

Cornice Pole - A curtain pole having rings, and used for heavy curtains.

Corona Drape - A drapery which is hung at the top of a bed from a semi-circular bracket or a pole.

Cottage Curtains - A term used to describe curtains displayed in a casual or informal manner.

Country Curtains - A casual curtain treatment with ruffles at valance, bottom, sides, and ties. The curtain is shirred at a maximum of five times in fullness, and is usually made with plain or tiny printed fabric.

Coverage - A term used to describe the amount of fullness in fabric at the window.

Crown Glass - A particular type of glass consisting of hand-blown crowns, measuring about one meter in diameter.

Curtain - A window covering either hung from rings, or made with a casing so that it slips over a rod. Curtains are informal window coverings.

Custom Glazing - Unusual sized or oddly shaped window glass, which is custom made and installed.

Custom-Made Draperies - Draperies made to order in a workroom or decorator shop.

Cut Length - The length after allowances have been made for heading and hem.

Cut Width - The width that the fabric should be cut after allowances have been made.

D

Decorator Rods - Hardware used for the purpose of decorating, and meant to be seen in the open. Usually made from chrome, wood, brass, or antique wrought iron.

Diaphanous Sheers - Drapery used for the purpose of daytime privacy. The finely woven transparent fabrics filter out glare. Also known as glass curtains.

Dormer Window - An upright window which breaks the surface of a sloping roof.

Double Hung - May be several items: Double hung window, Double hung shutters, and Double hung draperies (two sets of draperies usually sheer fabric under opaque fabric, both operating independently).

Drapability - How well a fabric can flow or fall into folds in an attractive manner.

Drapery - A window covering which is usually hung from a traverse rod. Draperies most often have pleated headings which may be lined or unlined.

Draw Draperies - Panels of fabric, featuring pleated headings.

Dress Curtains - Curtains used for the sole purpose of decorating. They are not meant to be drawn.

E

Ease - Refers to extra fabric allowance given in order to make the finished length more accurate. Sometimes fabric that was not calculated into the final length will be lost when stitching double fold hems, headings, rod pockets, or when gathering a treatment onto a rod. It is a good idea to add 1/2" ease to the length before cutting to ensure a more accurate finish.

Elements of Design - The elements which make up a design, including: texture, light, color, space, form, shape, pattern, and ornament.

Empire - A design period dating from 1804 to 1820 in France and 1820 to 1860 in America.

End Bracket - The two supporting metal grips which hold a drapery rod to the wall or ceiling. They control the amount of projection.

End Housing - Refers to the box parts at the extreme ends of a traverse drapery rod. They enclose the mechanism through which the cords run.

End Pleat - The final pleat in a drapery, hooked into the end bracket.

English Sash Window - A sliding frame consisting of a number of rectangular shaped glass panels. Also called Renaissance sash.

F

Fabric Finishes - Treatments used to give the fabric more durability, decoration, and usefulness. These can be chemical or mechanical.

Fabric Sliding Panels - Panels of fabric which are drawn with a baton. These are flat, overlapping, and are installed on a track rod.

Face Fabric - The primary fabric on draperies or curtains. This is the fabric which faces the interior of the room.

Facing - A strip of fabric over the main fabric, with the purpose of hiding raw edges and unlined curtains or draperies.

Factory-Made Treatments - Custom specifications in hard window treatments ordered from a manufacturer or factory. These include: shades, shutters, blinds and screens.

Fan Folding - Fan folding helps to obliterate wrinkling, set the folds and give better drapability. This is done by folding pleated draperies into a thin band.

Fascia - A board of rectangular shape, set horizontally with the purpose of covering a curtain heading or shade fixture.

Federal Period - A design period dating from 1790 to 1820. Also called Neoclassic.

Fenestration - Location and proportion of windows in relationship to solid wall areas.

Festoon - A decorative drapery treatment of folded fabric that hangs in a graceful curve, and frames the top of a window. Also called Parisian shade.

Finial - Decorative end piece on café rods or decorative traverse rods (also referred to as "pole ends").

Finished Length - This is the length after draperies have been made, using the extra allowances in hem and heading.

Finished Width - This is the width after draperies have been made. This is found by measuring the length of the mounting board or rod, and then adding in the depth of any returns.

Fixed Glass - Term used to describe windows which are not made to open or close.

Flat Curtain Rod - A curtain rod, different from a traverse rod, because it does not use a pulley and cord to operate.

Flemish Heading - A goblet type of heading where each of the pleats are connected along their base using a hand-sewn cord.

Flounce - A technique adding an extra long heading sewn at top of a rod pocket, and having the curtain fall over the rod pocket, to create the appearance of a short attached valance.

French Door Draw - A swinging door or casement window with one-way traverse rods attached.

French Doors - Doors in a pair, which are lengthwise, mostly made up of glass panes.

French Pleats - This is a three-fold pleat and the one most often used in draperies.

French Seam - A seam most often used when the seam will be visible, or when using lightweight fabrics.

Fringe - An edging with hanging tassels or threads, used as decoration.

Fullness - The proportion of the finished width of the valance or curtain to the length of the mounting board or rod.

G

Gathered Heading - A heading for a curtain or valance, in which the heading is gathered by means of gathering tape.

Gathering Tape - A tape stitched to the top of a curtain to create a gathered effect by pulling on cords which run through the tape.

Gathers - Folding and puckering are formed when pulling on loosely stitched thread.

Georgian Period - A design period which dates from 1700 to 1790.

Glue-Baste - A technique using glue to secure two pieces of fabric together before sewing.

Goblet Heading - A curtain heading having a series of hand-sewn tubes, in which each of their tops are stuffed with padding or contrast fabric.

Goblet Pleats - Similar to pinch pleats, except having the top edge padded and pushed out in a goblet type of shape.

Greenhouse Window - A window that generally extends at a 90-degree angle from the wall, has glass top and sides and two accompanying shelves for plants.

Group Pleat - A set of, generally 3, pleats with space between each one.

H

Half-Canopy - A canopy above a bed in a rectangular shape, which extends only partially from the headboard down the bed.

Heading - The hemmed, usually stiffened, portion across the top of a curtain or drapery.

Hem - Refers to finished sides and bottom edges of a drapery.

Holdback - A decorative piece of hardware that holds draperies to each side of the window.

I

Insert Pulley - An auxiliary traverse rod part, over which the cords operate.

Inside Mount - A treatment installed inside of a window frame.

Installation - A process which undergoes the various aspects of placing and setting a window treatment.

Interlining - A fabric, usually of soft material, sewn in between the curtain and the back lining to improve bulk, insulation, and overall drapability.

Inverted Pleat - A pleat formed the opposite way of a traditional box pleat, in which the edges of the pleat meet in the middle right side of the fabric. Also known as the kick pleat.

J

Jabot - A decorative vertical end of an over treatment that usually finishes a horizontal festoon.

Jalousie Window - A window made up from a number of horizontal slants, delivering good ventilation properties.

Jamb - Interior sides of a door or window frame.

K

Keystone Arch - An arch used as part of a wood molding for decoration. It is rounded and Roman in style.

Knife Pleats - Narrow, finely pressed and closely spaced pleats which all go in the same direction.

L

Lambrequin - A cornice that completely frames the window. Sometimes used interchangeably with valance or cantonniere.

Laminated Weights - Weight covered on both sides to avoid rust marks on drapery.

Lanai - A type of window covering made up of a series of hinged, rigid plastic panels, hung from a traverse track.

Lapped Seam - A seam, which is most useful for matching patterns together on the right sides of two separate pieces of fabric.

Lining - A fabric backing for a drapery.

Lintel - Lintels are wood, steel, or reinforced concrete beams placed over both window and door openings to hold up the wall and roof above.

Lit a la Polonnaise - A drape set made to fall from a center point above a bed.

Lock Stitch - A stitch purposely made loose, to give way for a little movement. An excellent stitch when used for holding together fabrics, linings and interlinings.

Louvers - Slats generally made from metal, wood or plastic. These can be horizontal or vertical and are used for blinds and shutters.

M

Master Carrier - Two arms that overlap in center of rod when draperies are closed, allowing draperies to close completely.

Milium - Trade name for a thermal lining.

Miniblinds - Miniblinds have a series of 1-inch horizontal metal or plastic slats, which are held together with a cord. They can be tilted and lifted. Micro-miniblinds are similar except that the slats are only a 1/2 inch.

Miter - A technique in folding the fabric as to keep excess fabric out of sight and to eliminate bulk.

Mitered Corner - The formation of the bottom edge of drapery with a 45-degree angle on hem side.

Modern Period - A design period dating from 1900 to present.

Mullion - The vertical wood or masonry sections between a series of window frames.

Multi-Draw - A simultaneous opening and closing of several draperies on one rod at one time.

Muntin - The horizontal wood strips that separate panes of glass in windows.

N

Neoclassic Period - A design period dating from 1760 to 1789 in France, 1770 to 1820 in England and 1790 to 1820 in America.

Notch - A tiny cut, usually in a v-shape, at the edge of a fabric.

O

Off-Center - A window not centered on a wall. Draperies still meet at its center point.

One-Way Draw - Drapery designed to draw one way only, in one panel.

Opacity - A degree measuring the amount to which solid material blocks view and light.

Open Cuff - This is on the backside of drapery and at top. Open cuffs make one of the strongest type headings on any drapery. This results when you carry both fabrics to the top

and make a turn with the crinoline.

Oriel Bay - Similar to a corbel bay window, but having the second story window descend down to the first floor.

Orientation - A term used to describe the direction in which a window faces, north, east, south or west.

Outside Mount - A treatment installed over and to the side of a window frame on the wall.

Overdraperies - A layer of drapery fabric which is installed over an existing layer of drapery.

Overlap - The overlap of a pair of draperies is that part of a drapery panel, which rides the master carrier of a traverse rod, and overlaps in the center when draperies are drawn closed. Usually 3 1/2" on each side.

P

Padded Edge - A fabric border rolled and stuffed to form a long round shape.

Palladian Window - A window consisting of a high, rounded, middle section and two lower squared sections at each side. Also known as a Venetian Window.

Panel - One half of a pair of draperies or curtains.

Passenterie - This term is used to describe the vast range of trimmings and decorative edges.

Pattern Repeat - The distance between any given point in a design to where that exact point is repeated again.

Pelmet - A upholstered wood cornice or stiffened and shaped valance.

Pencil Pleat Heading - A heading for a curtain which is formed by a certain tape, where as when drawn up it creates a column of tightly packed folds.

Period Window Treatment - Refers to historically designed treatments from any specific design period.

Picture Window - A type of window with a large center glass area with usually two smaller glass areas on each side.

Pinch Pleats - A drapery heading where the basic pleat is divided into two or three smaller, equal pleats, sewn together at the bottom edge on the right side of the fabric.

Pin-On-Hook - A metal pin to fasten draperies to a rod. It pins into drapery pleat and hooks to traverse carrier or café rod.

Piping - Cords used at the edges of a curtain for added effects, usually fabric covered and put in through a seam.

Pivot - While sewing corners, this technique has one stop the machine with the needle down in the fabric still, and then turn the fabric at the corner before continuing to stitch.

Plate Glass - A design which was popular from the seventeenth century to the nineteenth century in France. Molten glass is ironed smooth after being poured onto a table, and then made into large sheets.

Pleat - A fold of cloth sewn into place to create fullness.

Pleat To - The finished width of the fabric after it has been pleated. Example: A width of 48" fabric has been pleated to 18" - "Pleat To" 18".

Pleater Tape - Pocketed heading material designed to be used with pleating hooks.

Polonaise - A bed set against the wall lengthwise, having a small ascending dome.

Portiere - A term used to describe a doorway treatment, either a hung curtain or drapery.

Pouf Shade - Shades or valances with a soft looking fabric and a gathered hem.

Pressing - An important part of sewing technique. With an iron selected to the appropriate setting for a particular fabric, a steaming method is used by lifting the iron up and pressing it down, instead of sliding it across the fabric in a traditional ironing way.

Principles of Design - The theory of design made possible

by manipulating the elements of design to create proper balance, emphasis, proportion and scale.

Priscilla Curtains - Curtains with ruffled valance, sides, bottom, hem and ties. They are usually made from sheer or opaque fabrics and sometimes they meet in the center or cross in center.

Projection - Refers to a jutting out, an extension. On a curtain or drapery rod, it is that part which returns to the wall from the front of the rod.

Protractor - A drapery tool by which exact angles are measured (as in bay windows).

R

Railroading - Some decorator fabrics use railroading in correspondence to widths for floor-length treatments. In this technique the lengthwise grain runs in a horizontal manner across the window treatment, making vertical seams unnecessary.

Ready-Mades - Standard size draperies, factory-made and available at local stores or through mail order sources.

Renaissance Period - A design period dating from 1400 to 1600 in Italy, 1589 to 1643 in France and 1558 to 1649 in England. An era full of art, literature, architecture and science.

Repeat - The space from one design motif to the next one on a patterned fabric.

Return - The distance from the face of the rod to the wall of casing where the bracket is attached.

Reveals - Sides to a window opening, with right angles facing the wall and window.

Rococo Period - A French design period dating from 1730 to 1760, where decorations were curved, asymmetrical and ornamental.

Rod - A metal or plastic device from which curtains are hung. It is used when a pole is not being used. Double rods are used for two layers of fabric.

Rod Pocket - A hollow sleeve in the top - and sometimes the bottom - of a curtain or drapery through which a rod is inserted. The rod is then attached to a solid wall surface.

Rod Width - Measures the width between the end of a bracket to the end of the other bracket including the stack-back and window width.

Roller Shade - A shade operated by a device with a spring. When the spring is let loose, the shade coils itself around the device's cylinder.

Roman Shade - A corded shade with rods set horizontally in back to give the shade a number of neat side-set pleats or folds when raised.

RTB - Rod top and bottom.

Ruching - A thin area of pleated or gathered fabric, often used for trimming or tie-backs.

Ruffle - A decorative trimming consisting of a strip of gathered fabric.

R-Value - A window treatment, ceiling or wall's capacity to keep heat in or out.

S

Sash - A wooden frame used to hold the glass of swinging and sliding windows, around either a door or window.

Sash Curtain - Any sheer material hung close to the window glass. Usually hung from spring tension rods or sash rods mounted inside the window casing.

Sash Rod - A small rod, either decorative or plain, usually mounted inside a window frame on the sash.

Scalloped Heading - A popular top treatment for café curtains featuring semi-circular spaces between curtain rings.

Seam - The stitching of two pieces of fabric together at right sides, leaving the stitches hidden behind on the wrong side

of the fabric, for a clean finished look on the right side.

Seam Allowance - A slim extra allowance in the fabric between the line for stitching and the raw edge of the fabric.

Selvedge - The tightly woven edge on a width of fabric to hold the fabric together.

Shade - A window covering usually made from cloth or vinyl that covers the glass, and rolls up or down off of the window.

Sheet Glass - Popular in the twenty first century, large sheets of glass are created by casting or drawing and then used for glazing.

Shirring - A rod that is smaller than the fabric width is slid through a rod pocket to create a gathered effect in the fabric.

Shoji Screen - An oriental design using a wood grid to attach paper, forming a translucent effect in sliding or stationary panels.

Shutters - A series of folding wood panels, which are hung by a side hinge.

Side Hem - The turned part forming a finished edge at the side of the drapery.

Sill - The horizontal "ledge-like" portion of a window casing.

Skylights - A window set into a ceiling or roof, made from glass or plastic.

Slides - Small runners installed in a traverse rod which hold a drapery pin or hook.

Slip Stitch - Matching colored thread is used to stitch the folded edge of a lining to the base fabric.

Smocked Heading - A curtain heading consisting of a honeycomb effect. A heading full of pencil pleats hooked together at specific spacing give this effect.

Spacing - Refers to the flat space between pleats; the fuller the drapery, the less the spacing.

Spanish Arch - A rounded arch designed in a Spanish fashion.

Stacking - The area required for draperies when they are completely opened. Also referred to as stackback.

Swag - A section of draped fabric above a window.

T

Tails - Shaped and stiffened, or free falling, hanging trails of fabric from the end of swags.

Tambour Curtains - Curtains that originally were used as folk craft in Scandinavia, they are lightweight or sheer fabrics, embroidered.

Tape-Gathered Heading - A gathered effect for curtain headings, using thin threaded tape sewn onto the top of a curtain and then pulled by the parallel threads.

Tension Pulley - The pulley attachment through which the traverse cords move for one continuous smooth operation when drapery is drawn. May be mounted on a baseboard, casing or wall, on one or both sides.

Tester - A canopy supported by a bed with tall corner posts.

Tie - A thin strip of fabric which is used with tie-backs to secure a drapery to a wall. The tie can be decorated or shaped.

Tie-backs - Decorative pieces of hardware, sometimes called holdbacks. Available in many forms and designed to hold draperies back from the window to allow light passage or add an additional decorative touch to the window treatment.

Tier - Curtain layers arranged one above the other with a normal overlap of 4". Upper tiers project from the wall at a greater distance than lower panels to allow each curtain to hang free.

Traverse - To draw across. A traverse drapery is one that opens or closes across a window by means of the traverse rod from which it is hung.

Traverse Rod - A rod which is operated by a cord and pulley.

Turkish Bed - A thin bed set back into a draped alcove.

U

Under-Draperies - A lightweight drapery, usually a sheer, closest to the window glass. It hangs beneath a heavier over-drapery.

V

Valance - A valance is a horizontal decorative fabric treatment used at the top of draperies to screen hardware and cords.

Victorian - A design period dating from 1837 to 1910 in England and 1840 to 1920 in America.

W

Wall Fasteners - Window treatments are fastened to hollow walls using toggle bolts or molly bolts.

Weave - The act of interlacing when forming a piece of fabric.

Weights - (chain and lead) Lead weights are sewn in at the vertical seams and each corner of drapery panel. Chain weights are small beads strung in a line along bottom hemline of sheers, to insure an even hemline and straight hanging.

Width - A word to describe a single width of fabric. Several widths of fabric are sewn together to make a panel of drapery. "Panel" is sometimes used in referring to a width of fabric.

Z

Zigzag Stitch - One of various sewing machine settings. In this stitch the needle moves back and forth, at the desired length and width, in a zigzag pattern. This stitch is often used for finishing seams.

Glossary of Fabric Terms

A

Acetate - Used to make many persuasive artificial silks. It has similar draping and finish qualities as silk but less likely to rot or fade.

Acrylic - A soft lightweight fabric made from a synthetic long-chain polymer, primarily made up of acrylonitrile.

Aluminum-Coated - A lining used to help exclude light, heat and cold. It is not visible, as it faces inside the fabric, while the outside of the fabric shows woven cream cotton.

Antique Satin - One of the most common drapery fabrics sold. Characterized by a lustrous effect, normally composed of rayon/ acetate blends.

B

Baize - Similar to flannel, dyed green or red. Mostly used for lining in silverware drawers and card tables. It's texture and color make it convenient for improvised shades or curtains. Fades in sunlight.

Basketweave - Plain under-and-over weave; primarily in draperies.

Batik - A dyeing technique developed in Java, where dye is applied and then washed, leaving bold patterns.

Batiste - A soft finished fabric, which has a high count of fine yarns. It is more opaque than voiles. Usually composed of 100% polyester or a polyester blend.

Batting - A man-made fluffy fiber, used for padding edges.

Bias - A diagonal line which intersects the crosswise and lengthwise grain of any fabric. Woven fabrics, which do not stretch at the crosswise or lengthwise grains, do stretch at the bias.

Blackout - A heavy interlining where a layer of opaque material is placed between two pieces of cotton to block out any light. Improves the drapability qualities. It is most often white or cream.

Boucle - French for curled, indicates a curled or looped surface.

Broadcloth - (1) A medium to heavyweight twill blend or worsted wool fabric which is napped and felted. (2) A cotton fabric similar to muslin, due to its fine crosswise cords.

Brocade - Rich jacquard - woven fabric with all-over interwoven design of raised figures or flowers. Brocade has a raised surface in contrast to felt damask, and is generally made of silk, rayon and nylon yarns with or without metallic treatment.

Brocatelle - Usually made of silk or wool, with brocade similarities.

Bump - Interlining imported from England, heavy weight, cotton, and available bleached or unbleached. Similar to table felt and reinforcement felt, but slightly stiffer. Cotton flannel is often used instead of bump.

Burlap - Coarse, canvas-like fabric made of jute, hemp or cotton. Also called Gunny.

C

Canvas - A heavy woven cotton and linen blend. Similar to cotton duck.

Casements - Open weave casual fabric, characterized by its instability.

Challis - One of the softest fabrics made. Normally

made of rayon and also combined with cotton.

Cheesecloth - Cheap and loosely woven, this fabric will easily fade, wrinkle and shrink. Similar to muslin.

Chiffon - A transparent sheer fabric, given a soft finish.

Chintz - Glazed cotton fabric often printed with gay figures and large flower designs. Some glazes will wash out in laundering. The only durable glaze is a resin finish which will withstand washing or dry cleaning. Unglazed chintz is called cretonne.

Corduroy - A cut filling-pile cloth with narrow to wide wales which run in the warp direction of the goods and made possible by the use of an extra set of filling yarns in the construction. The back is of plain or twill weave, the latter affording the better construction.

Washable types are available and stretch and durable press garments of corduroy are very popular. Usually an all-cotton cloth, some of the goods are now made with nylon or rayon pile effect on a cotton backing fabric or with polyester-cotton blends.

Cotton - An inexpensive versatile fiber which can be printed, dyed and finished in numerous ways. It also has the ability to be made colorfast and withstand light and heat. It is popular among furnishing fabrics when used alone or as a cotton blend. Its shortcomings include crushing and mildewing.

Cotton Duck - A cotton differing in weight from 7 to 15 oz. per yard. Heavier types are ideal for no-sew curtains due to the fact that lining is unnecessary and the edges can be glued or pinked.

Cotton Lawn - Finely woven cotton, given an extremely smooth finish.

Crash - A coarse fabric having a rough irregular surface obtained by weaving thick uneven yarns. Usually cotton or linen, sometimes spun rayon or blends.

Cretonne - A cotton fabric usually having printed floral or angular shapes. It is a plain weave, unglazed and coarser than chintz.

Crewelwork - Indian Cotton, wool or linen fabric adorned with wool chain stitching. Most often on a cream background. Used as early American and English bed hangings.

Crinoline - A heavily sized, stiff fabric used as a foundation to support the edge of a hem or puffed sleeve. Also used as interlining. This is also referred to as Buckram.

Crosswise Grain - Crosswise grain runs perpendicular to the selvages on woven fabric.

D

Dacron - A synthetic fiber with good filling and padding qualities.

Damask - Firm, glossy jacquard-patterned fabric. Damask is similar to brocade, but flatter and reversible. It can be made from linen, cotton, rayon or silk, or a combination of fibers.

Denim - A sturdy fabric, mostly in dark blue, twill weave. Also called jean.

Domette - A lightweight cotton interlining imported from England. Similar to American needle-punched fleece. It is used with light shades, curtains and swags.

Dotted Swiss - A sheer fabric with opaque dots,

sometimes given a raised texture.

Double Knit - A fabric knitted with a double stitch on a double needle frame to provide a double thickness and is the same on both sides. It has excellent body and stability.

Dupion - Textured, real or synthetic silk. It is light-weight, which gives this fabric the tendency to rot or fade. Synthetic dupion is made from viscose and acetate. The real silk dupion is usually imported from India.

E

Eyelet - Embroidered white cotton fabric often used for shades left unlined, or light curtains.

F

Fabric Identification Label - This label will tell the fiber content, width, and care method for the fabric, and sometimes the pattern repeat. The fabric identification label is found on the bolt or tube of fabric.

Faille - Plain weave (flat-rib); with filling yarns heavier than warp.

Figured Material - A fabric whose pattern is created from the structure of the weave.

Foamback - Term used to denote that a fabric has been laminated to a backing of polyurethane foam.

Fusible Buckram - A strip of white cotton filled with glue and used as a stiffener. Good for use inside of hand-pleated headings to avoid the visibility of machine stitching. It is fused to the fabric with a hot iron.

Fusible Heavyweight Buckram - An open-weave stiffener, made from jute and filled with glue. It is used for the base of a cornice. A hot iron will fuse it in place, releasing the glue.

G

Gauze - A sheer, but coarse fabric, available in a variety of thread thicknesses.

Gimp - A wind of fabric which can be stiffened with wire or cord.

Gingham - A cheap classic cotton fabric with a checkered pattern. The checkers come in a variety of sizes and mostly primary colors.

Glassing - Thin finish provides luster, sheen, shine or polish to some fabrics. Chintz is an example of a glazed fabric.

Grosgrain - A silk fabric with a ribbed texture on surface.

H

Hand, Handle - The reaction of the sense of touch, when fabrics are held in the hand. There are many factors which give "character or individuality" to a material observed through handling. A correct judgment may thus be made concerning its capabilities in content, working properties, drapability, feel, elasticity, fineness and softness, launderability, etc.

Herringbone - A versatile medium weight fabric with a zigzag pattern, named after the spine of the herring fish. It is a novelty twill weave, available mostly in neutral colors. Also called Chevron.

Holland - A linen or cotton medium-weight fabric, fade resistant and sturdy, also stiffened with oil or shellac. It is standard for valances and roller shades due to its non-fraying edges.

I

Ikat - Chinese cotton or silk fabric with faint geometric patterns due to a process of tie dying.

Inherent Flame Frees - Fabric woven of flame-resistant fabric (not processed) and flame-free for life of the fabric.

Interfacing - A fabric stiffener used to give support and hold the shape of the fabric.

J

Jacquard - A loom which can produce woven patterns in a variety of colors. The patterns are known for being intricate and large.

Jute - An inexpensive, easily available and long lasting fabric. It can be dyed and comes in a neutral color. Like linen, it is one of the most important fabrics.

K

Khaki - A beige or earth toned, plain or twill weave fabric with a wide range of uses.

L

Lace - Openwork fabric generally made from cotton, created from twisting and knotting threads against a net-like background to form the desired design. Lace has an endless variety of designs. It is convenient for glass curtains.

Lengthwise Grain - Fabrics are typically stronger along the lengthwise grain. The lengthwise grain runs parallel to the selvages on woven fabric.

Linen - This is a product of the flax plant. Among the properties of linen are rapid moisture absorption, no fuzziness, does not soil quickly, a neutral luster and stiffness.

Linen Union - Cotton linen blend fabric, durable and reasonably priced.

M

Madras Cotton - Inexpensive Indian cotton, woven in a checkered, plaid or striped fashion, brightly colored. Sometimes referred to as sari fabric.

Marquisette - Usually made from synthetic fibers, an open mesh and thin fabric.

Matelasse - Appearance of a quilted weave; figured pattern with a raised, bubbly surface.

Mesh - A term used to describe textiles or open-weave fabrics having a net-like structure.

Modacrylic - A modified fiber in which the fiber-forming substance of any long-chain synthetic polymer is composed of less than 85%, but at least 25% of weight of acrylonitrile units.

Mohair - Comes from the Angora goat. It is lighter weight drapery fabric; slightly brushed or hairy finish.

Moiré - A finish given cotton, silk, acetate, rayon, nylon, etc., where bright and dim effects are observed. This is achieved by passing the fabric between engraved rollers which press the particular motif into the fabric.

Moreen - A heavyweight fabric in a wool or wool and cotton blend fabric, usually having a watered pattern.

Muslin - Usually in white or off-white color, this fabric is sheer and delicately woven, but strong.

N

Ninon - A smooth, transparent, high textured type of voile fabric. Usually made from 100% polyester.

Non-Fusible Buckram - A medium-weight cotton stiffener, used to sew into tie-backs.

Non-Fusible Heavyweight Buckram - Two-ply double starched stiffener made from jute; unlike fusible heavyweight buckram, it is sewn onto the cornice instead of fused. It is also easier to clean than the fusible kind.

Nylon - A durable and versatile fabric, made up from a long-chain polymer, originating from petroleum, air,

natural gas and water. It has remarkable strength and is moderately priced.

O

Olefin - A wax-like fiber, made from petroleum products. It is lightweight but strong, and inexpensive.

Ombre - A graduate or shade effect of color used in a striped motif. Usually ranges from light to dark tones. Also called jaspe or strie.

Organdy - Very light and thin, transparent, stiff and wiry cotton cloth. Will withstand repeated launderings and still retain its crispness. Organdy is a true, durable finish cloth.

P

Padding - A soft and bulky fabric used for stuffing or filling.

Paisley - A timeless motif, this fine woolen cloth has detailed pine, floral or scroll type designs printed or woven onto it.

Plaid - A fabric which can be printed or woven with rectangular and square shapes in a variety of colors.

Plush - A favorite of the Victorian era, this fabric is an old fashioned form of velvet made from wool, mohair, and less often cotton, with a deeper but more thinly scattered pile. Now in modern times it is man made.

Polyester - A stable fabric which displays excellent drapability. This fabric can be woven or knit.

Poplin - Sometimes printed decoratively, this is a plain weave with raised, circular weft cords created with large filling threads. Can be cotton, blend or synthetic and has a variety of uses.

R

Raw Edge - The edge of a fabric which is cut, having neither selvage nor hem.

Rayon - Displays a texture similar to silk, in touch and visibility. Rayon is available in a vast range of textures and types.

Repp - A fabric having ribbed qualities or appearance.

S

Saran - A plastic vinyl fiber, durable and colorfast.

Sateen - A firmly woven, strong cotton or cotton blend fabric, usually having stripes or bright solid colors. The finish is smooth and shiny.

Satin Weave - One of the three basic weaves, the others being plain weave and the twill weave. The surface of satin weave cloth is almost made up entirely of warp or filling floats since in the repeat of the weave, each yarn of the one system passes or floats over or under all but one yarn of the opposite yarn system. Satin weaves have a host of uses - brocade, brocatelle, damask other decorative materials.

Selvage - Each side edge of a woven fabric and an actual part of the warp in the goods. Other names for it are listing, self-edge, and raw edge.

Shantung - An inconsistently textured raw silk, at one time hand woven in China's Shantung Province.

Silk - The only natural fiber that comes in a filament form, reeled from the cocoon, cultivated or wild.

Slub Yarn - Yarn of any type which is irregular in diameter; may be caused by error, or purposely made with slubs to bring out some desired effect to enhance a material.

Suede Cloth - A fabric made to be similar to suede

leather in visibility and touch.

T

Taffeta - A fine plain weave fabric smooth on both sides, usually with a sheen on its surface.

Tapestry - A heavy well insulating fabric, at one time made in replication of hand-sewn tapestries, but is now produced on a jacquard loom.

Tartan - A woolen cloth fabric made up of a specific checkered pattern, having particular colors of a certain Scottish clan. This fabric has great insulating qualities.

Terry Cloth - This cloth fabric has uncut loops on both sides of the cloth. Terry is also made on a jacquard loom to form interesting motifs.

Texture - (1) The actual number of warp threads and filling picks per inch in any cloth that has been woven. (2) The finish and appearance of cloth.

Thread Count - (1) The actual number of warp ends and filling picks per inch in a woven cloth. Texture is another name for this term. (2) In knitted fabric, thread count implies the number of wales or ribs, and the courses per inch.

Ticking - A striped cotton fabric, traditionally made up of only black and white, but now ticking comes in a wide variety of colors. It is used for covering mattresses, cushion pads, or can be made into curtains and shades.

Tricot - Usually made from nylon, this soft and thin fabric is made with crosswise elastic ribs in the back, and non-elastic on top. It is seldom used for draperies due to its lack of body, but is beneficial for custom sheeting.

Tussah Silk - A raw, typically Indian silk, in a yellowish-brown color, difficult to dye.

V

Velour - (1) A term loosely applied to cut pile cloths in general; also to fabrics with a fine raised finish. (2) A cut pile cotton fabric comparable with cotton velvet, but with a greater and denser pile. (3) A staple, high-grade woolen fabric which has a close, fine, dense, erect, and even nap which provides a soft, pleasing hand.

Velvet - A warp pile cloth in which a succession of rows of short cut pile stand so close together as to give an even, uniform surface. When the pile is more than one-eighth of an inch high, the cloth is usually called Plus.

Viscose (Rayon) - The most ancient of man-made fiber, well known for its distinctive sheen used in highlighting patterns, and ability to add luster and strength to cotton and silk blends.

Voile - A thin open mesh cloth made by a variation of plain weave. Most voiles are made of polyester. Similar to ninon, but with a much finer denier of yarn with a very soft, drapable hand.

W

Warp - The yarns which run vertically or lengthwise in woven fabric.

Weft Yarn - The yarn runs horizontal or cross yarns.

Wool - An expensive versatile fabric which comes from the fleece of domesticated sheep. It has excellent insulating uses and is wrinkle and flame resistant.

Worsted - Fabric made of twisted yarn, of a wool type.

Textile Fibers and Their Properties

NATURAL FIBERS

COTTON

Drapability:	excellent hang, soft hand
Color fastness:	good, vat dyes best
Sun resistance:	excellent, does not sun rot
Abrasion resistance:	excellent
Sagging:	does not stretch, except when wet
Resiliency:	poor, packs easily, wrinkles easily, very absorbent, burns
Care:	wash or dry clean and iron at high temperature

Cotton generally wears excellently in drapery (print or plains).

LINEN OR FLAX

Drapability:	good hang, but not as soft as cotton
Color fastness:	good to poor, prints do not hold their color as well as plain fabrics
Sun resistance:	excellent, does not sun rot
Abrasion resistance:	excellent
Sagging:	strong, does not stretch
Resiliency:	poor, packs badly, does wrinkle
Care:	dry clean and iron at high temperature

Linen is excellent in plain and casement fabric and good in prints.

SILK

Drapability:	good hang, medium to soft hand
Color fastness:	good
Sun resistance:	poor, rots in short time, lining helps
Abrasion resistance:	good
Sagging:	strong, does not sag
Resiliency:	good, does not pack badly
Care:	dry clean and iron at medium temperature

Little silk is used in drapery today. This is due to sun rot and cost.

WOOL

There is virtually none used in drapery fabric.

MAN-MADE

RAYON

Drapability:	good hang, soft hand
Color fastness:	good to excellent (solution dyed)
Sun resistance:	good, but not as good as cotton or linen
Abrasion resistance:	good, but not as good as nylon or cotton
Sagging:	poor, stretches in loose yarns, but OK in tight woven fabrics
Resiliency:	good, does not pack, wrinkles less than cotton or linen
Care:	dry clean and iron at medium temperature

Rayon is blended with other fibers: cotton, acetate and linen.

ACETATE

Drapability:	good hand, soft hand
Color fastness:	good (solution dyed)
Sun resistance:	good, not as good as cotton and linen
Abrasion resistance:	good, but not as good as cotton or nylon
Sagging:	poor stretches in loose yarns, but OK in tight woven fabrics
Resiliency:	good, does not pack, wrinkles less than cotton or linen
Care:	dry clean and iron at low temperature

Blends well with other fibers, rayon and nylon.

POLYESTER

Drapability:	excellent hang, very soft hand
Color fastness:	good to excellent
Sun resistance:	excellent
Abrasion resistance:	good, sheers must be handled with care. Fabric can be bruised.
Sagging:	excellent, does not stretch or shrink
Resiliency:	good to excellent, does not pack, wrinkle free
Care:	wash or dry clean and iron at low temperature

Polyester is an excellent fabric for most drapery applications. It blends well with other fibers. In polyester cotton blends, cotton wrinkles less.

NYLON

Drapability:	good, soft to stiff hand, not as soft as polyesters
Color fastness:	good to excellent
Sun resistance:	poor
Abrasion resistance:	excellent
Sagging:	excellent, does not sag
Resiliency:	excellent, does not pack, wrinkle free
Care:	dry clean and iron at low temperature

Nylon is not widely used in drapery fabric.

ACRYLIC

Drapability:	excellent, very soft hand
Color fastness:	excellent, if solution dyed
Sun resistance:	excellent, good as cotton or linen
Abrasion resistance:	good
Sagging:	very good, does not stretch
Resiliency:	very good, does not pack and wrinkle free
Care:	dry clean and iron at low temperature 50°

Acrylic fabrics hang well and do not sag. Can be blended with polyester. Modacrylics are flameproof.

DYNEL

Drapability:	excellent, soft hand like acrylic
Color fastness:	excellent
Sun resistance:	good to excellent
Abrasion resistance:	excellent
Sagging:	excellent compared to rayon or acetate
Resiliency:	very good, does not pack, wrinkle free, low flammability
Care:	Wash only, ironing does not affect it much, use low heat

Drapery Fabrics - Look and Performance

Satins and Jacquards

Usually the most formal and traditional, they are generally made from tightly woven, heavy, soft material which hangs straight from top to bottom in (formal) folds.

Casements, Open Weaves

These have a lighter, more casual feel. They are usually made from loosely woven, textured yarns that hang in looser folds than the formal satins and Jacquards.

Sheers

Made of soft, see-through fabrics, sheers are appropriate in most decors. Light and airy, they are sometimes used in combination with heavier draperies in more formal settings. They are billowy unless weighted, and can be made to drape quite well.

Prints

Suitable in most decors, prints are made from a light, tightly woven fabric, usually cotton or cotton-polyester blends.

Drapery Linings

Linings add substantially to the luxurious appearance necessary for good window treatments, and also provide a fuller pleated look for maintaining a soft drapable hand.

The lined-look provides uniformity to the exterior appearance of a home while allowing a broad choice of textures, weaves, colors and patterns for the interior.

The combination of sunlight and air pollution will eventually take its toll on all colors. There is no such thing as an absolutely colorfast material or dye. Some colors, however will show fading more dramatically than others. Bright colors tend to show fading more than subdued tones, and solids before prints.

Linings help draperies last longer. They afford some protection against sun and fading. They also protect the draperies from water stains — either from condensation on the inside of the window or from a sudden shower.

Insulated linings contribute to energy conservation, keeping homes cooler in summer and warmer in winter.



MEASUREMENT CONVERSION CHART

	Inches											
	0	1	2	3	4	5	6	7	8	9	10	11
Feet	Metres and millimetres											
	0	25	51	76	102	127	152	178	203	229	254	279
1	305	330	356	381	406	432	457	483	508	533	559	584
2	610	635	660	686	711	737	762	787	813	838	864	889
3	914	940	965	991	1,016	1,041	1,067	1,092	1,118	1,143	1,168	1,194
4	1,219	1,245	1,270	1,295	1,321	1,346	1,372	1,397	1,422	1,448	1,473	1,499
5	1,524	1,549	1,575	1,600	1,626	1,651	1,676	1,702	1,727	1,753	1,778	1,803
6	1,829	1,854	1,880	1,905	1,930	1,956	1,981	2,007	2,032	2,057	2,083	2,108
7	2,134	2,159	2,184	2,210	2,235	2,261	2,286	2,311	2,337	2,362	2,388	2,413
8	2,438	2,464	2,489	2,515	2,540	2,565	2,591	2,616	2,642	2,667	2,692	2,718
9	2,743	2,769	2,794	2,819	2,845	2,870	2,896	2,921	2,946	2,972	2,997	3,023
10	3,048	3,073	3,098	3,124	3,150	3,175	3,200	3,226	3,251	3,277	3,302	3,327
11	3,353	3,378	3,404	3,429	3,454	3,480	3,505	3,531	3,556	3,581	3,607	3,632
12	3,658	3,683	3,708	3,734	3,759	3,785	3,810	3,835	3,861	3,886	3,912	3,937
13	3,962	3,988	4,013	4,039	4,064	4,089	4,115	4,140	4,166	4,191	4,216	4,242
14	4,267	4,293	4,318	4,343	4,369	4,394	4,420	4,445	4,470	4,496	4,521	4,547
15	4,572	4,597	4,623	4,648	4,674	4,699	4,724	4,750	4,775	4,801	4,826	4,851
16	4,877	4,902	4,928	4,953	4,978	5,004	5,029	5,055	5,080	5,105	5,131	5,156
17	5,182	5,207	5,232	5,258	5,283	5,309	5,334	5,359	5,385	5,410	5,436	5,461
18	5,486	5,512	5,537	5,563	5,588	5,613	5,639	5,664	5,690	5,715	5,740	5,766
19	5,791	5,817	5,842	5,867	5,893	5,918	5,944	5,969	5,994	6,020	6,045	6,071
20	6,096	6,121	6,147	6,172	6,198	6,223	6,248	6,274	6,299	6,325	6,350	6,375
21	6,401	6,426	6,452	6,477	6,502	6,528	6,553	6,579	6,604	6,629	6,655	6,680
22	6,706	6,731	6,756	6,782	6,807	6,833	6,858	6,883	6,909	6,934	6,960	6,985
23	7,010	7,036	7,061	7,087	7,112	7,137	7,163	7,188	7,214	7,239	7,264	7,290
24	7,315	7,341	7,366	7,391	7,417	7,442	7,468	7,493	7,518	7,544	7,569	7,595
25	7,620	7,645	7,671	7,696	7,722	7,747	7,772	7,798	7,823	7,849	7,874	7,899
26	7,925	7,950	7,976	8,001	8,026	8,052	8,077	8,103	8,128	8,153	8,179	8,204
27	8,230	8,255	8,280	8,306	8,331	8,357	8,382	8,407	8,433	8,458	8,484	8,509
28	8,534	8,560	8,585	8,611	8,636	8,661	8,687	8,712	8,738	8,763	8,788	8,814
29	8,839	8,865	8,890	8,915	8,941	8,966	8,992	9,017	9,042	9,068	9,093	9,119
30	9,144											


Bibliography


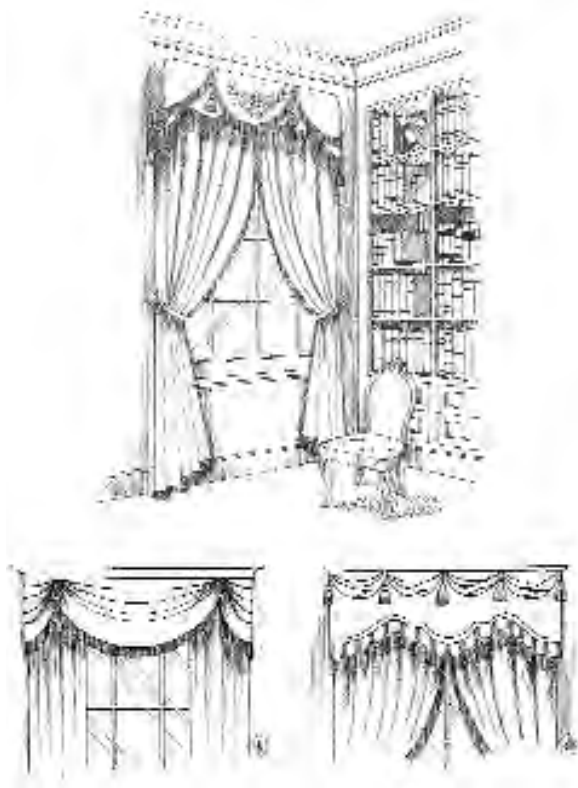
- Arched Window Solutions
Diane Deeds
1stBooks Library, 2000
- Authentic Decor: The Domestic Interior 1620-1920
Peter Thornton
Seven Dials, 2001
- Beautiful Windows: Stylish Solutions from Hunter Douglas Window Fashions
Meredith Books, 2001
- Caroline Wrey's Complete Curtain Making Course
Overlook Press, 1997
- Complete Book of Window Treatments & Curtains: Traditional & Innovative Ways to Dress Up Your Windows
Carol Parks
Lark Books, 1995
- Creative Curtainmaking Made Easy
Heather Luke
Watson-Guptill, 2001
- Creative Window Treatments (Creating Your Home)
Betterway, 1996
- The Curtain Book: A Sourcebook for Distinctive Curtains, Drapes, and Shades for Your Home
Caroline Clifton-Mogg, et al
Bulfinch Press, 1995
- The Curtain Sketchbook 2
Wendy Baker
Randall International, 1999
- Curtains
Creative Publishing International, 1998
- Curtains: A Design Source Book
Caroline Clifton-Mogg
Ryland Peters & Small, 2001
- Curtains and Draperies: History, Design, Inspiration
Jenny Gibbs
Overlook Press, 1994
- Curtains, Blinds & Valances (Sew in a Weekend Series)
Editors at Eglemoss
Betterway, 1998
- Curtains, Draperies & Shades
The Editors of Southern Living
Sunset Publishing Company, 2000
- Curtains for Beginners (Seams Sew Easy)
Creative Publishing International, 1998
- Design and Make Curtains and Drapes
Heather Luke
Storey Books, 1996
- Encyclopedia of Curtains: Complete Curtain Maker
Catherine Merrick, et al
Randall International, 1996
- Fabrications: Over 1000 Ways to Decorate Your Home with Fabric
Katrin Cargill, et al
Little, Brown & Company, 1999
- Great Window Treatments
Claire Martens
Sterling Publications, 1998
- House Beautiful Windows
Sally Clark, et al
Hearst Books, 1997
- How to Dress a Naked Window
Donna Babylon
Krause Publications, 1997
- Ideas for Great Window Treatments
Christine Barnes, et al
Sunset Publishing Company, 2000
- Interiors: An Introduction
Karla J. Nielson, David A. Taylor
McGraw-Hill Higher Education, 1994
- Judith Miller's Guide to Period-Style Curtains and Soft Furnishings
The Overlook Press, 2000
- Low Sew Window Treatments (Creative Textiles)
Creative Publishing International, 1997
- Make It With Style: Window Shades
Donna Lang, et al
Clarkson Potter, 1997
- Make Your Own Curtains & Blinds
Lani Van Reenen, et al
Storey Books, 1994
- Making Curtains & Blinds
Dorothy Wood
Southwater, 2001
- More Creative Window Treatments: Complete step-by-step instructions with full-color photos for over 60 distinctive window treatments
Creative Publishing International, 2000
- The New Draperies in the Low Countries and England
Negley B. Harte
Oxford University Press, 1998
- Sew a Beautiful Window: Innovative Window Treatments for Every Room in the House
Sally Cowan
Krause Publications, 2001
- Sheer Style
Tessa Evelegh
Laurel Glen, 2000
- Simply Window Treatments
Sunset Publishing Company, 1999
- The Smart Approach to Window Decor
Lynn Elliott, et al
Creative Homeowner Press, 2000
- Southern Living Curtains, Draperies & Shades
Sunset Publishing Company, 2000
- Textile Fabrics and Their Selection
Isabel Wingate
Prentice Hal, 1970
- Two-Hour Window Treatments
Linda Durbano, et al
Sterling Publications, 2001
- Practical Home Decorating: Curtain and Shades
Melanie Paine
Reader's Digest Adult, 1997
- A Portfolio of Window & Window Treatment Ideas
Creative Publishing International, 1995
- The Ultimate Curtain Book: A Comprehensive Guide to Creating Your Window Treatments
Isabella Forbes
Readers Digest, 2000
- Victorian and Edwardian Décor
Jeremy Cooper
Abbeville Press, 1987
- Victorian Interior Decoration
Roger W. Moss, Gail C. Winkler
Henry Holt, 1992
- Victorian Style
Judith Miller and Martin Miller
Mitchell Beazley, 1993
- What's in Style: Window Treatments
Megan Connelly
Creative Homeowner Press, 2001
- Window Decor
Susan E. Mickey
Sterling Publications, 2001
- Window Dressing: From the Editors of Vogue & Butterick
Butterick Company Inc, 2000
- Window Style: Blinds Curtains Screens Shutters
Mary Fox Linton
Bulfinch Press, 2000
- Window Treatments
Linda Hallam
Better Homes & Gardens Books, 1997
- Window Treatments (Singer Sewing Reference Library)
Creative Publishing International, 1997
- Windows: Beautiful Curtains, Shades, & Blinds You Can Make
Meredith Books, 2001
- Windows: How to Make Curtains and Blinds (Inspirations)
Alison Jenkins
Southwater, 2001
- Windows: Recipes & Ideas: Simple Solutions for the Home
Richard Lowther, et al
Chronicle Books, 2000
- Windows with Style: Do-it-yourself Window Treatments
Creative Publishing International, 1997

Visual Index


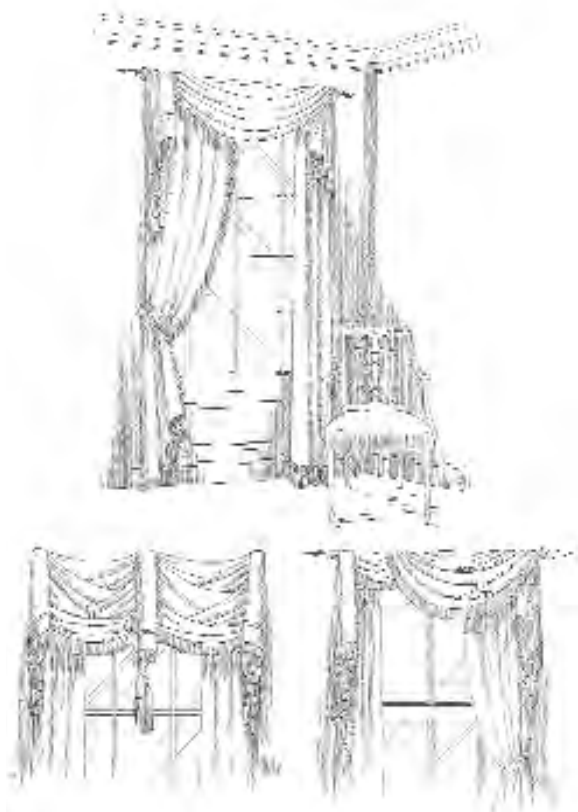


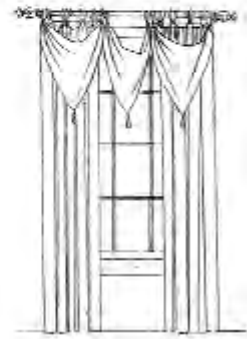


7 8
9 10



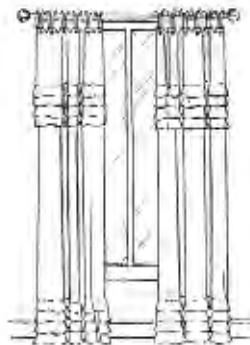
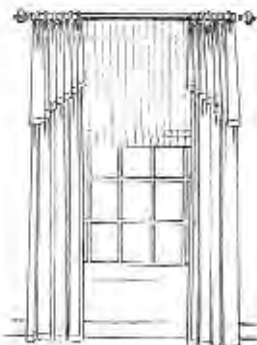
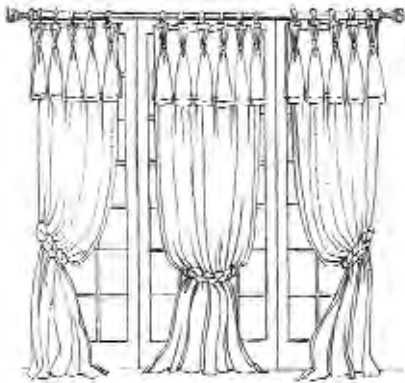



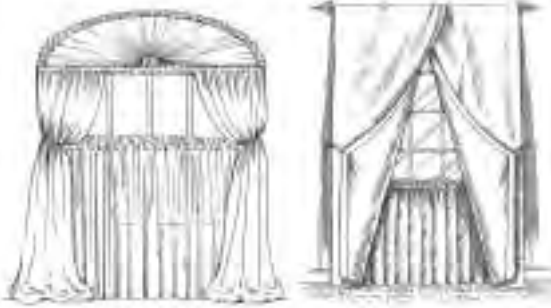
11 12
13 14




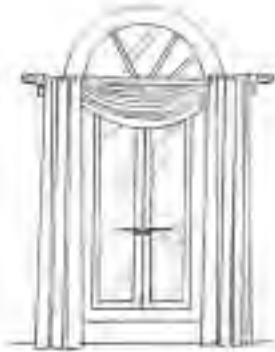



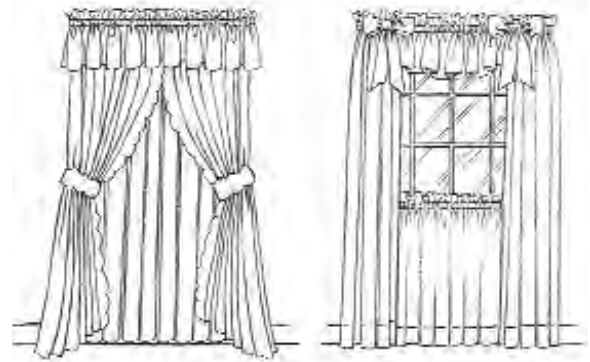
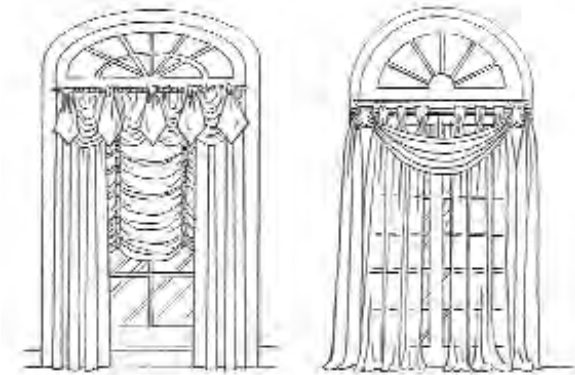
15 16
17 18



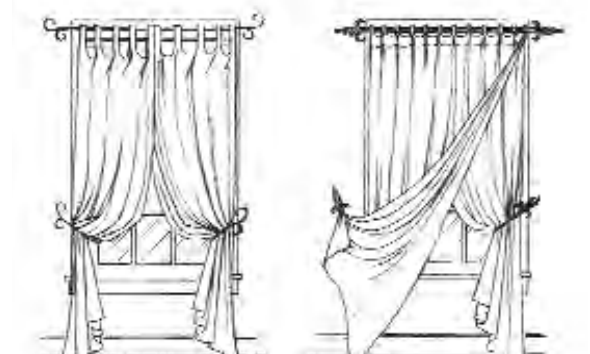
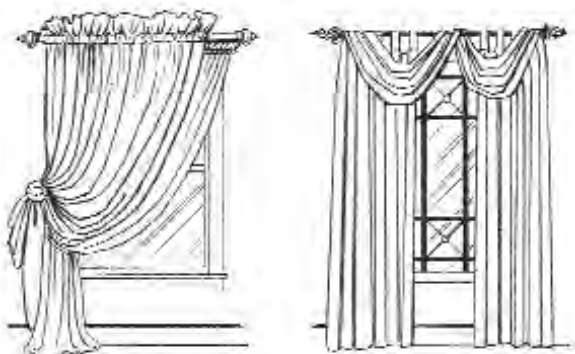
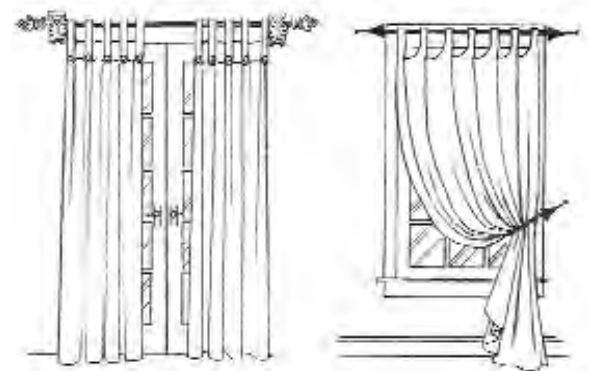



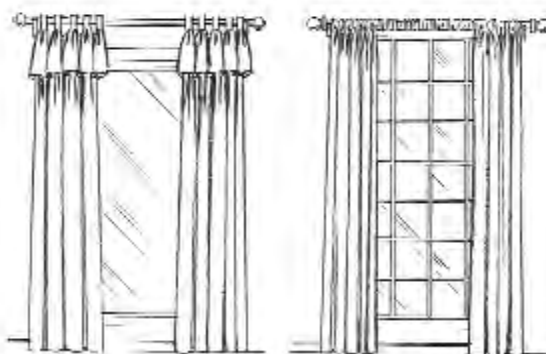

19 20
21 22



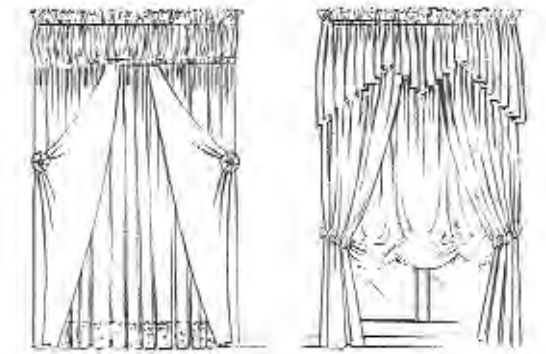



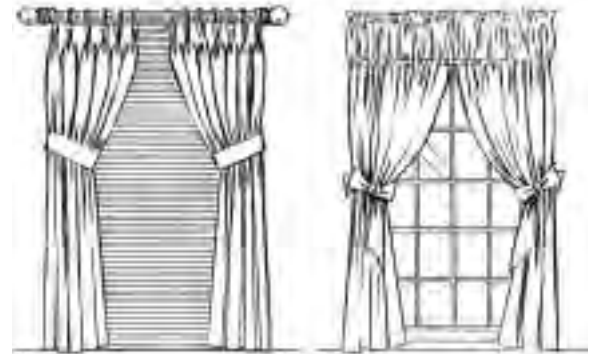
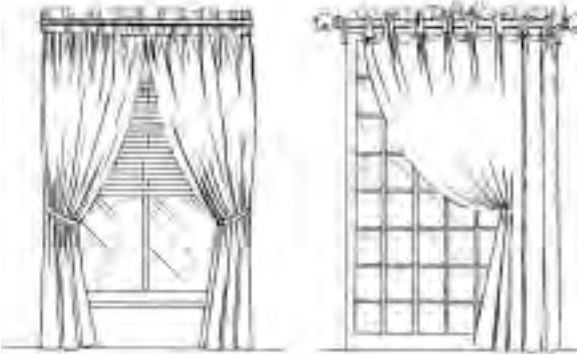
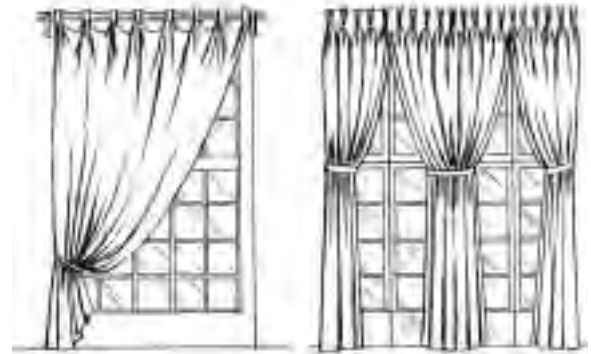
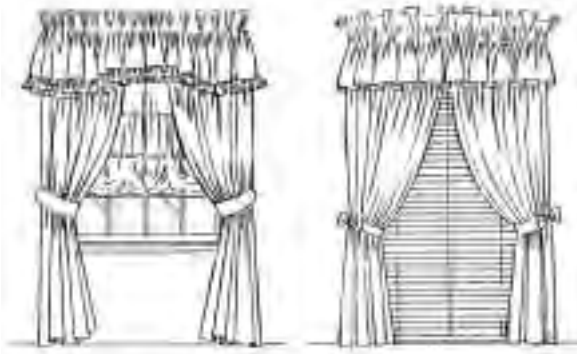
23 24
25 26



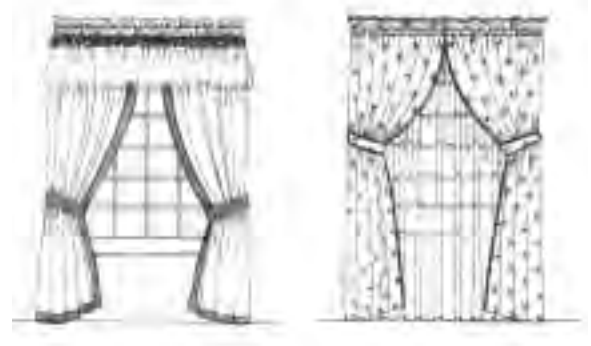
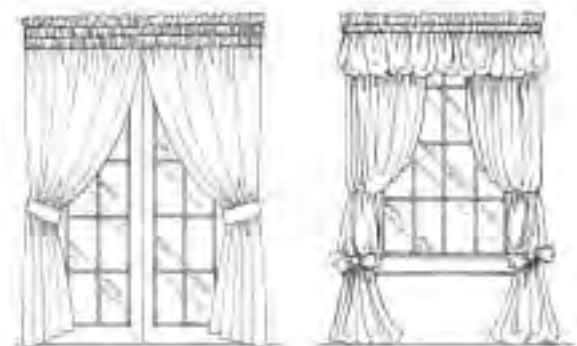
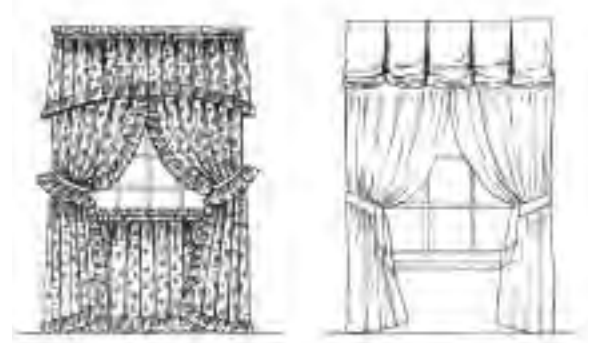



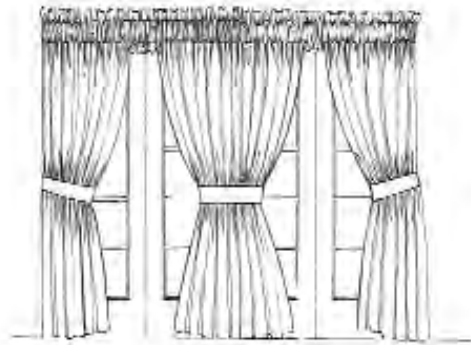
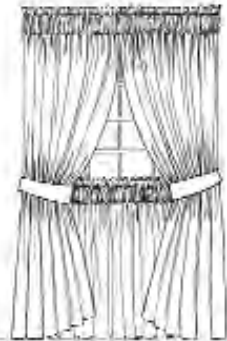
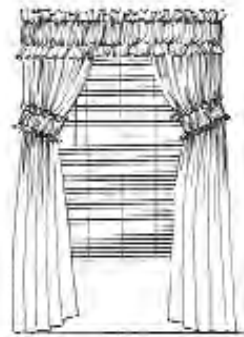
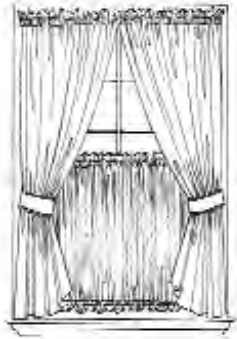
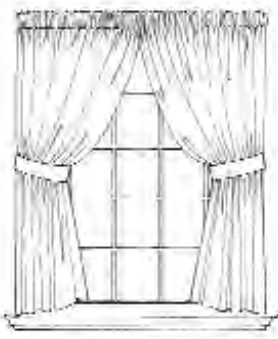
27 28
29 30




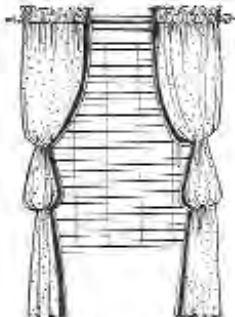
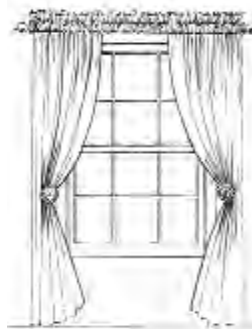
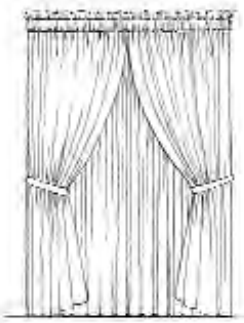
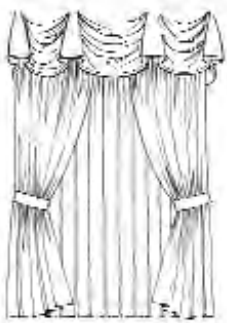


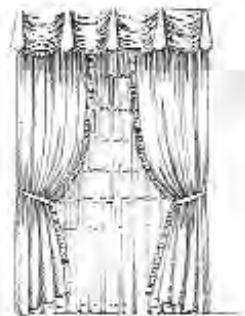
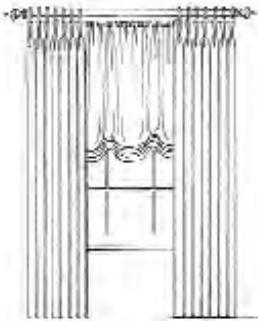
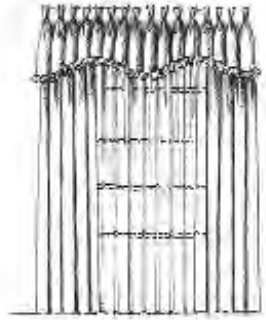
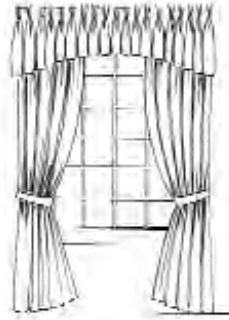
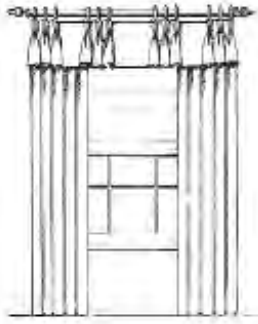
31 32
33 34



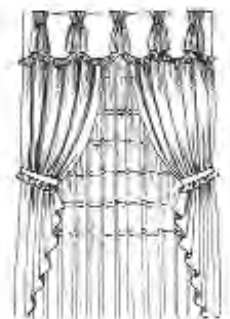
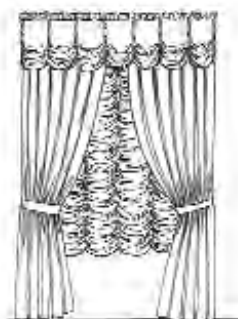
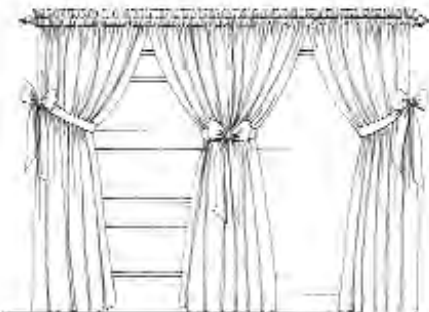
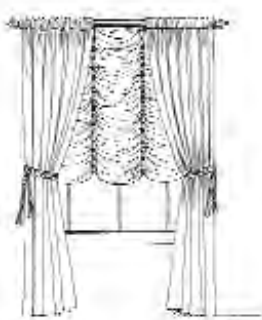


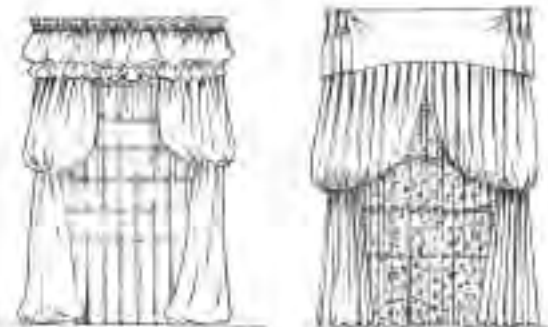

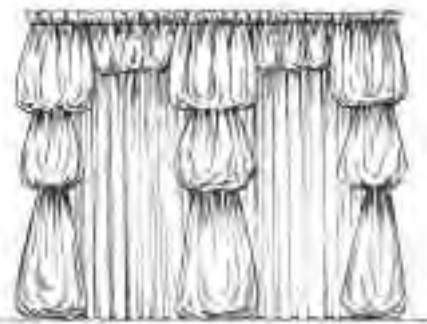
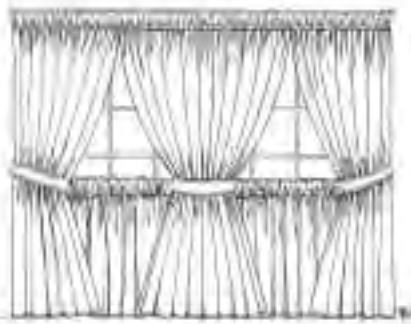
35 36
37 38



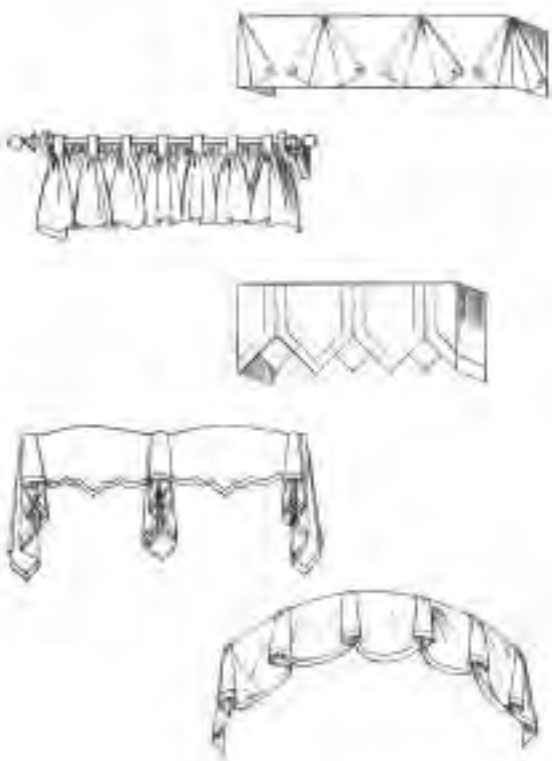


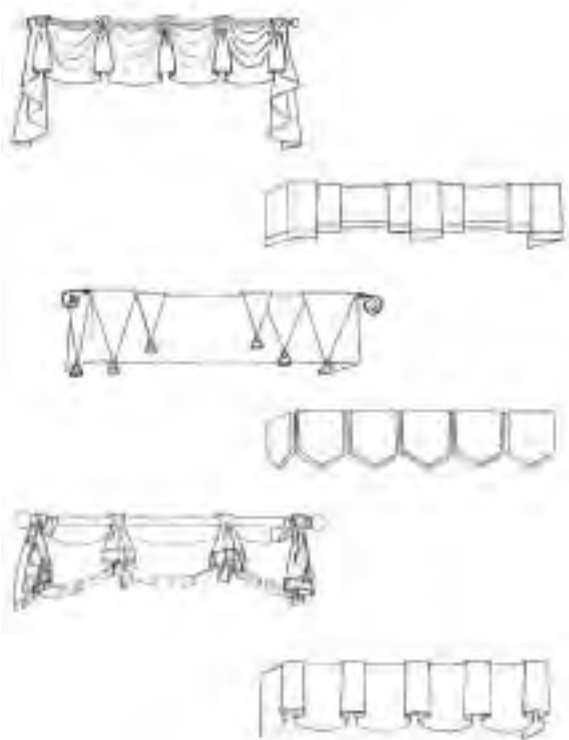

39 40
41 42



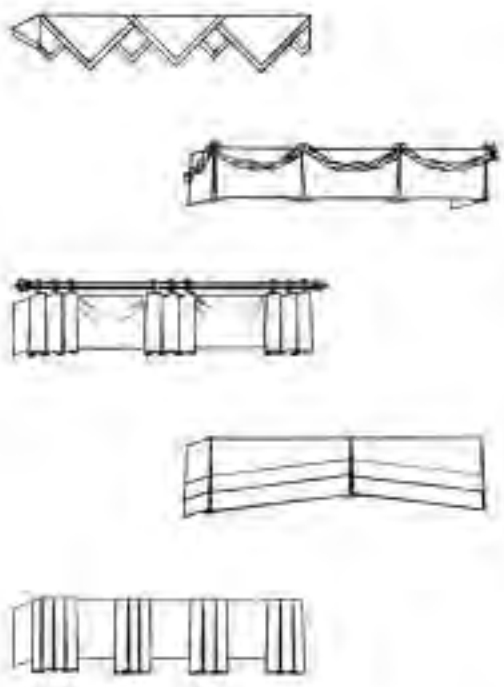



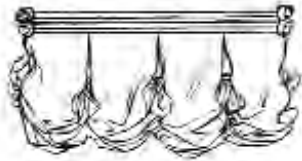
43 44
50 51



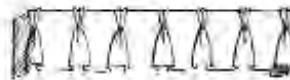


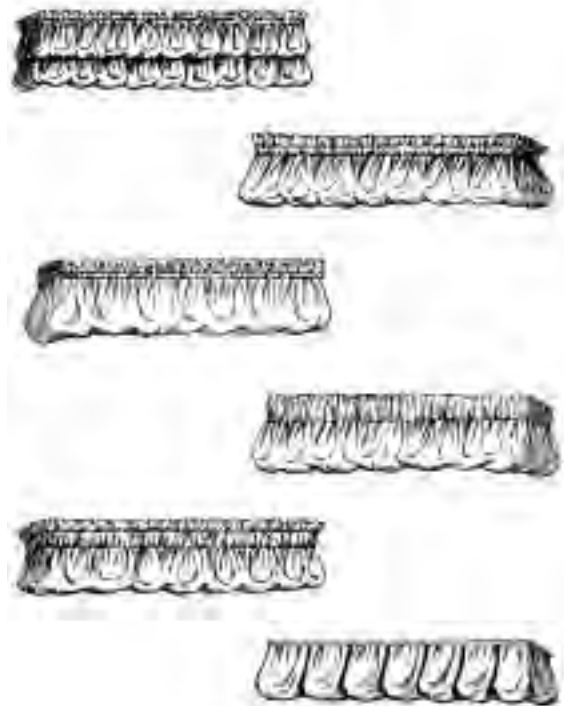
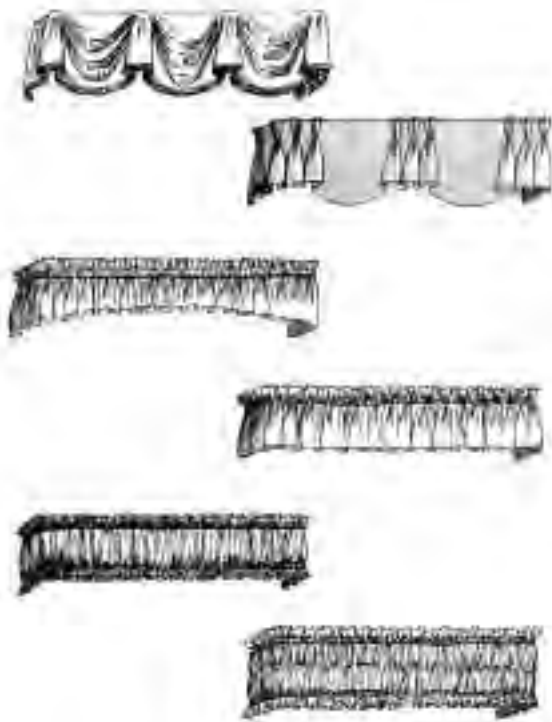
52 53
54 55



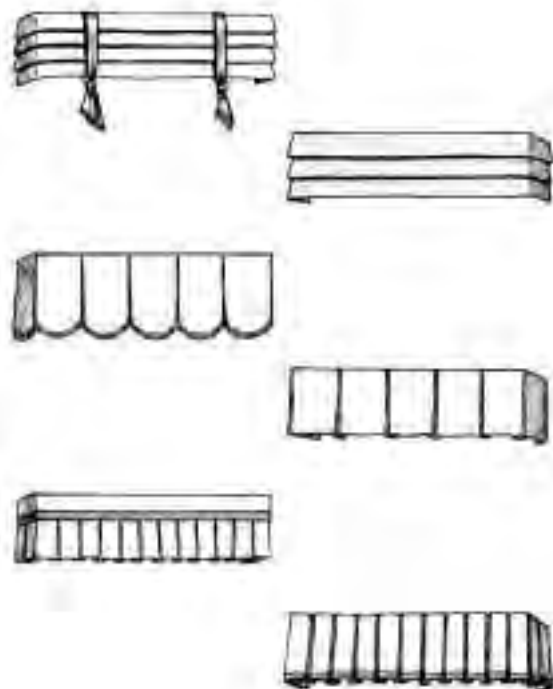
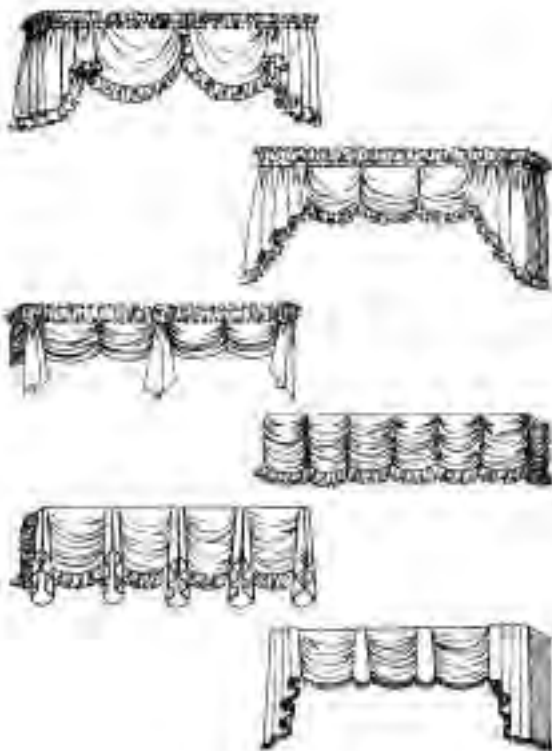



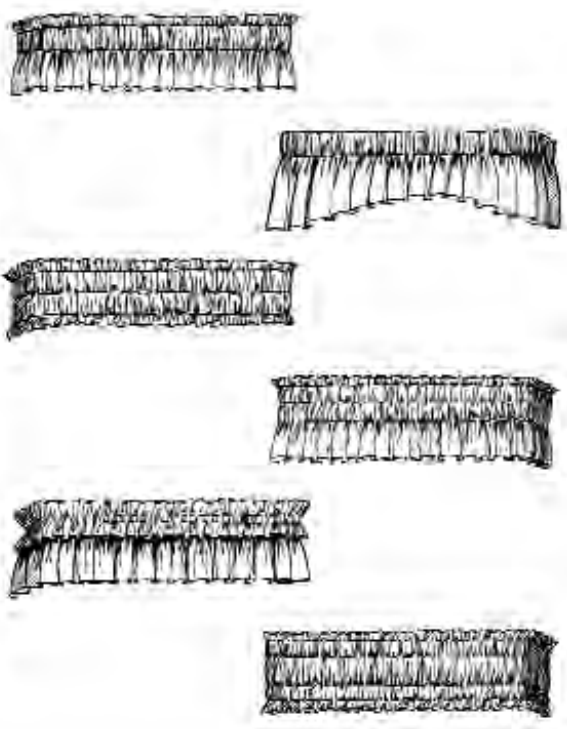
56 57
58 59



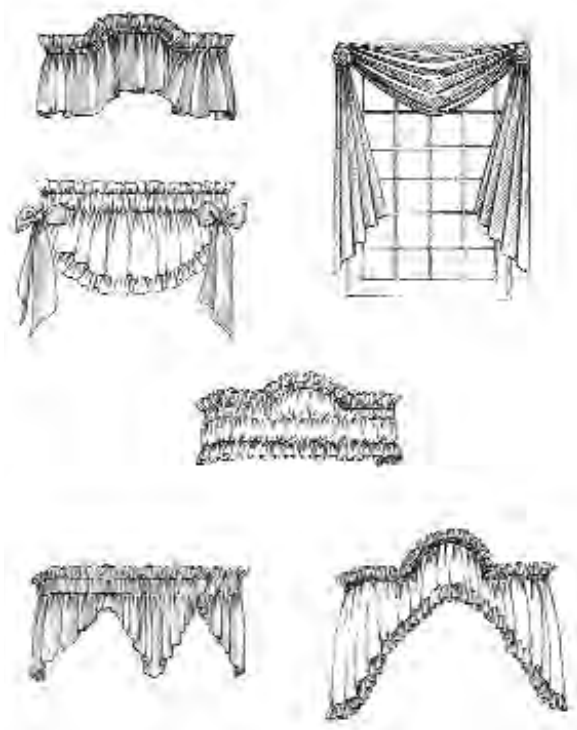


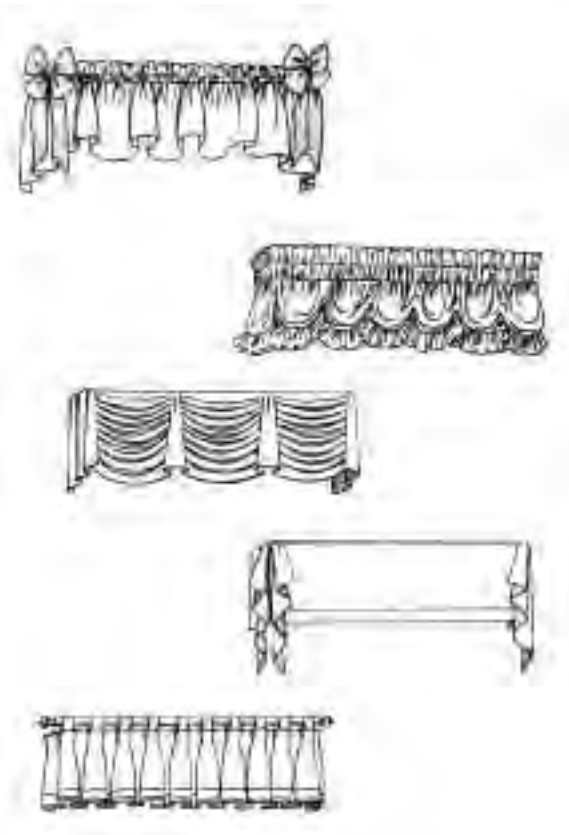
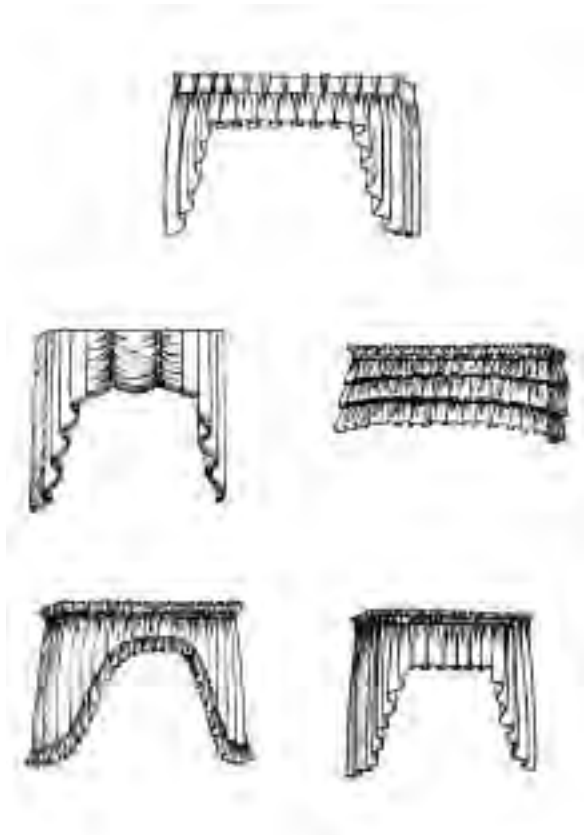
60 61
62 63



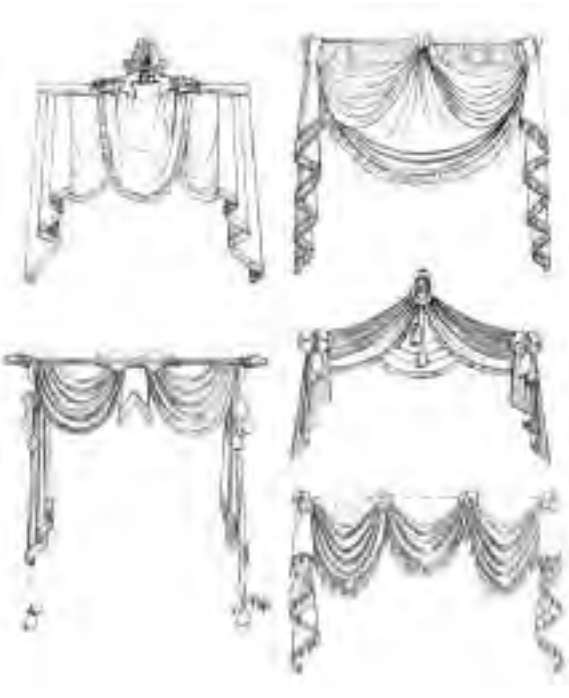



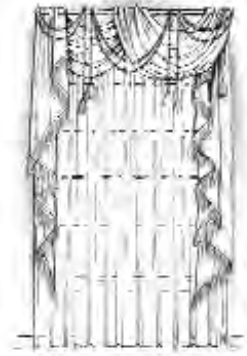
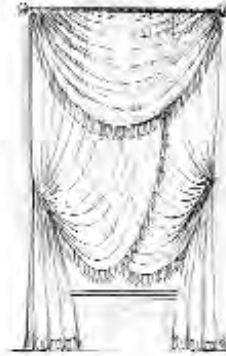
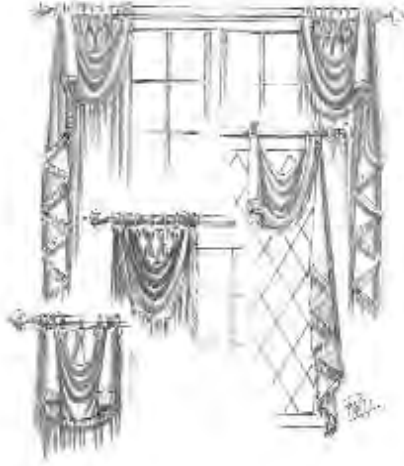
64 65
66 67




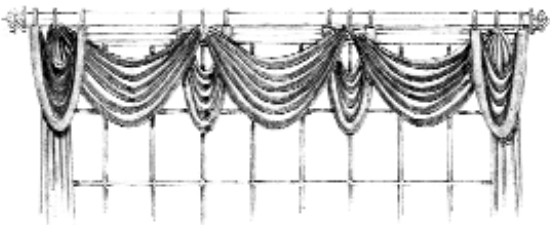



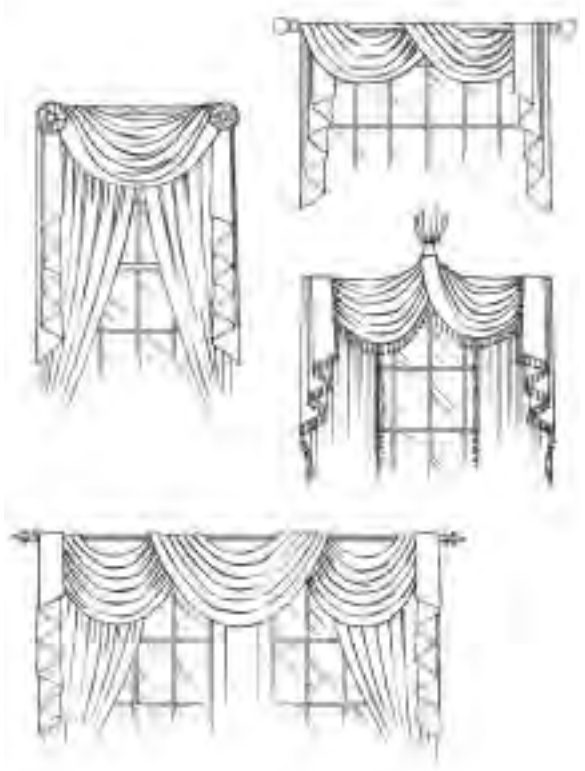
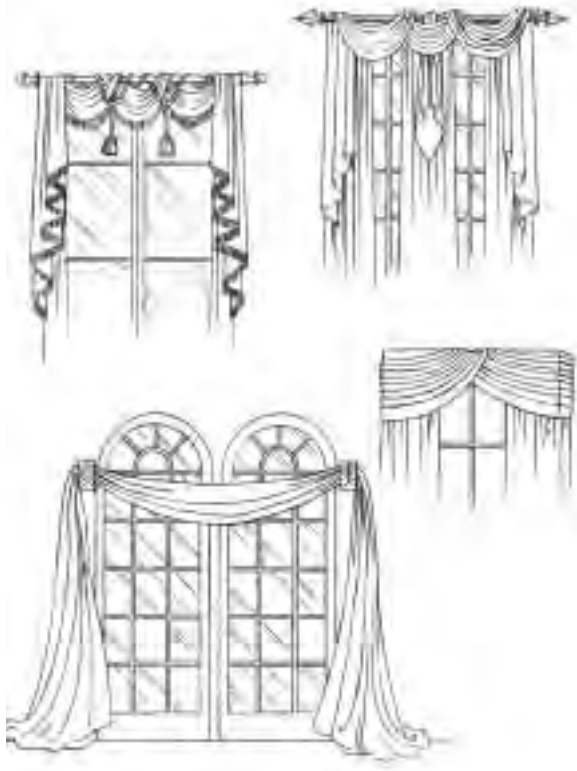
68 69
72 73




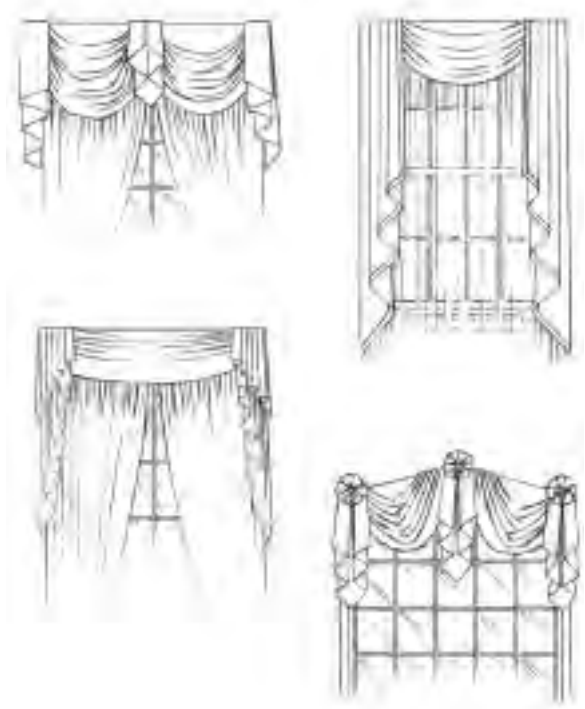



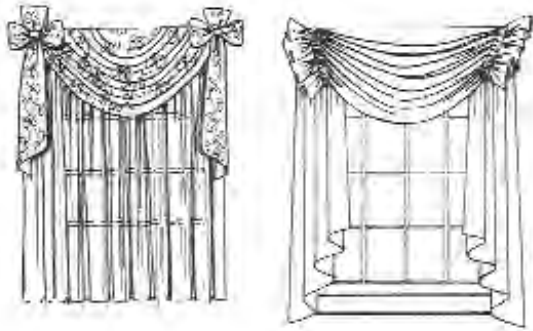


74 75
76 77








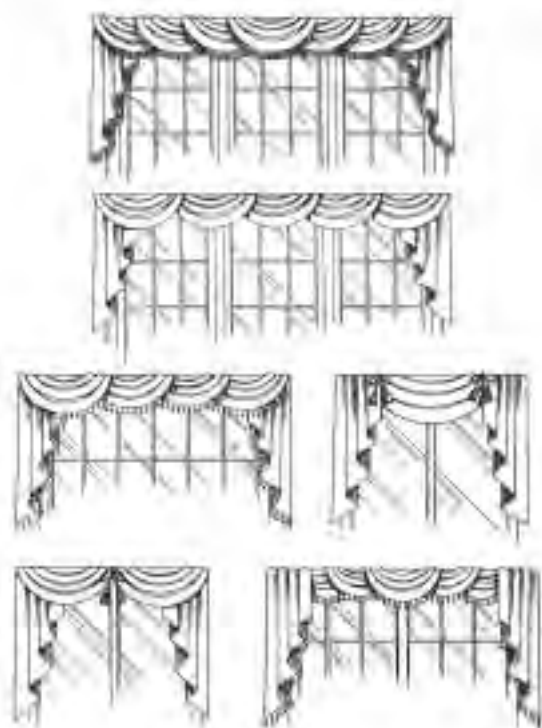
78 79
80 81



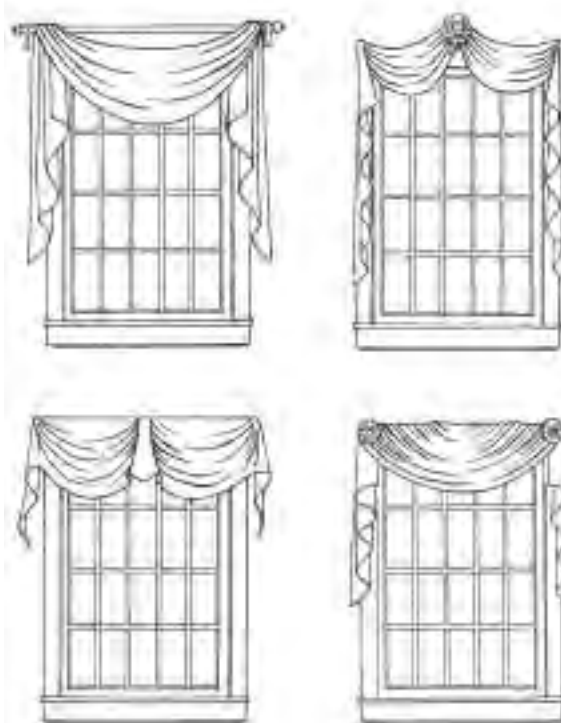
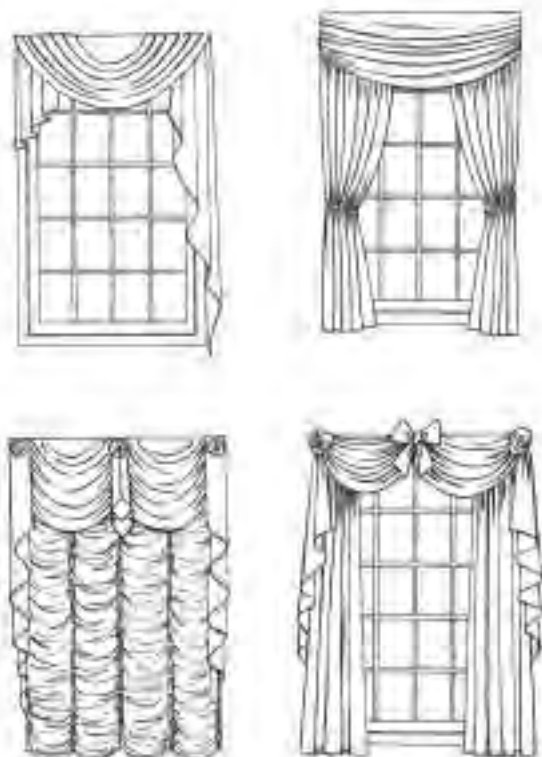


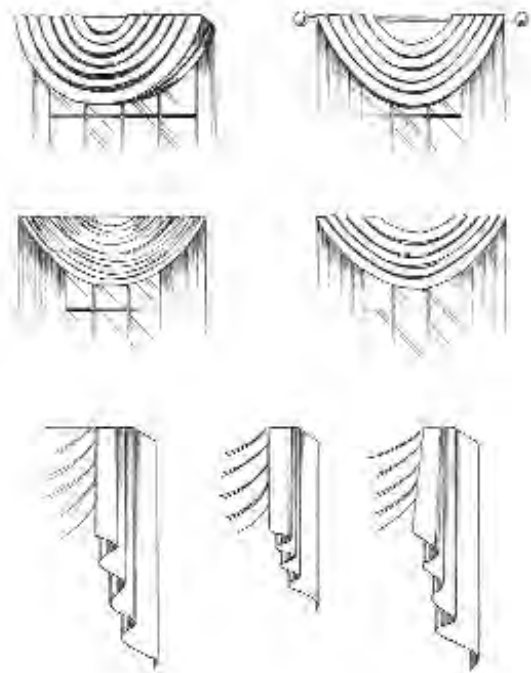
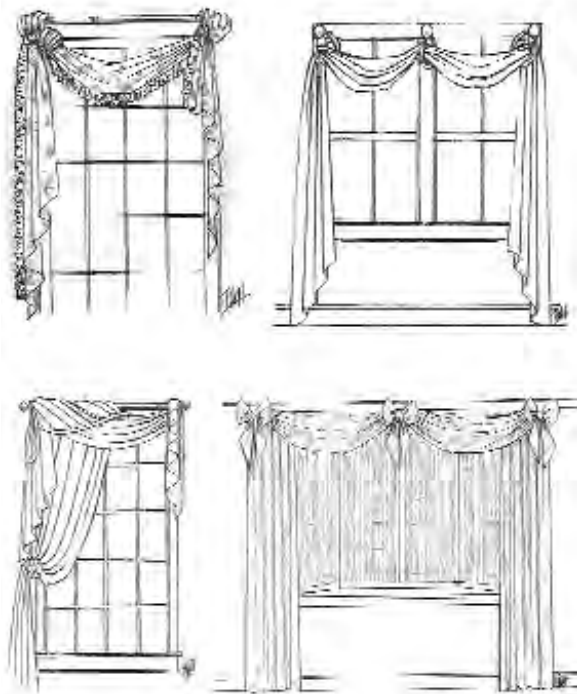
82 83
84 85



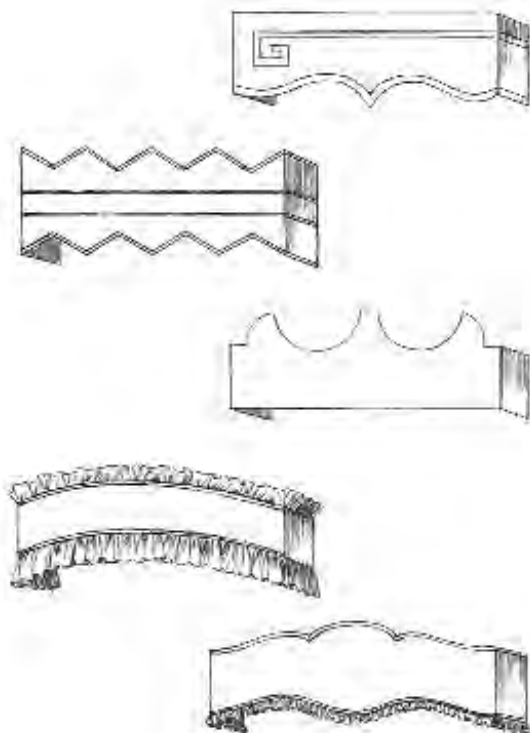
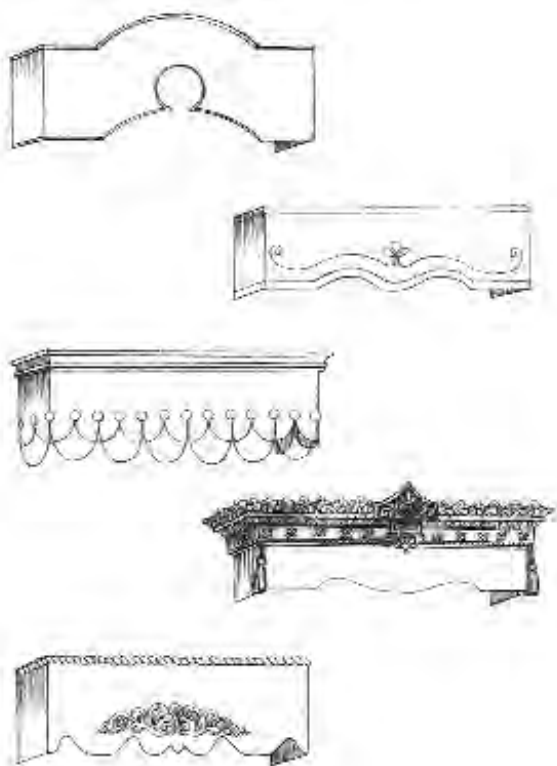


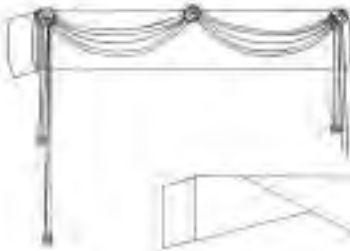
86 87
88 89




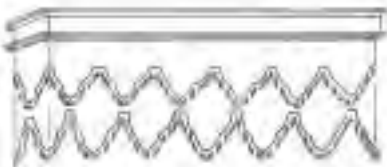


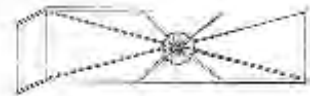
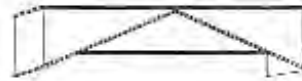



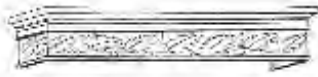
90 91
94 95




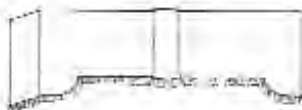
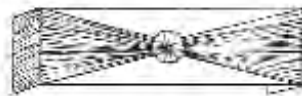
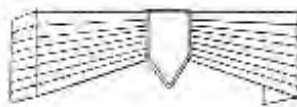


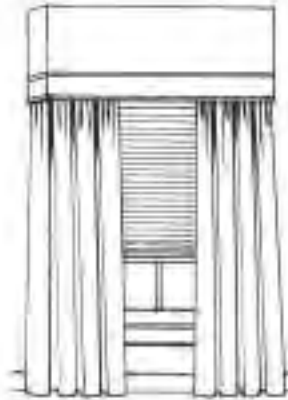
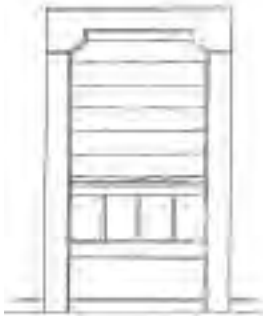
96 97
98 99



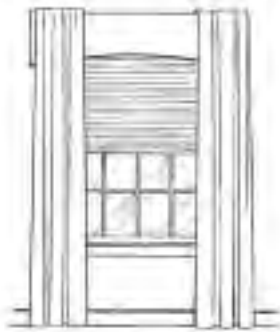
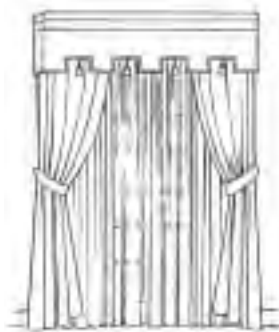


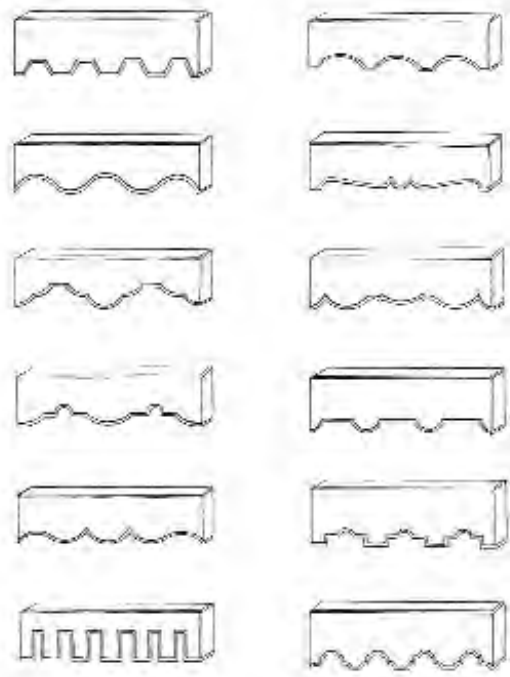
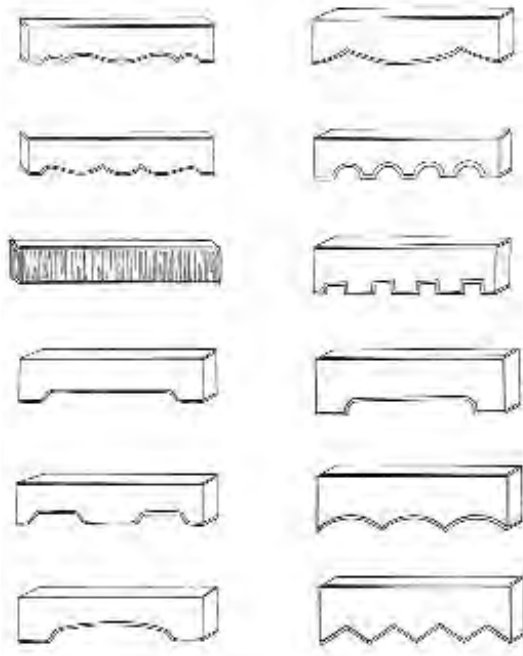
100 101
102 103



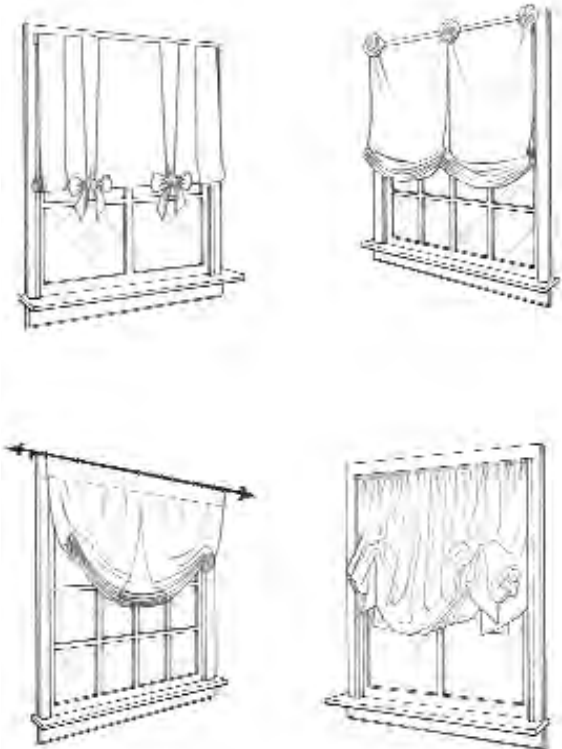
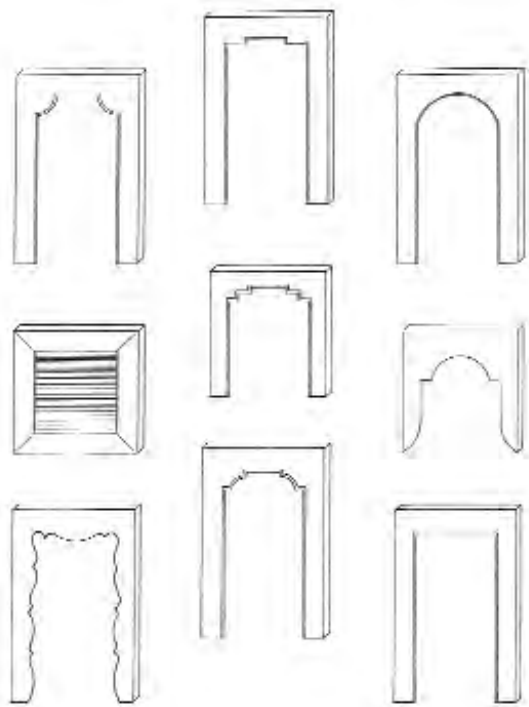


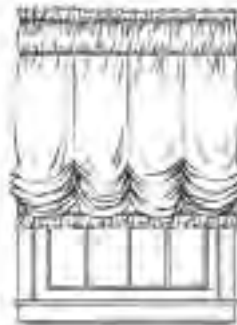
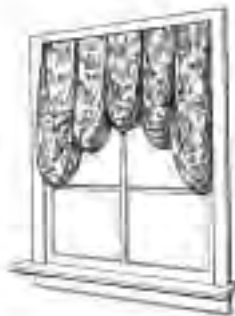
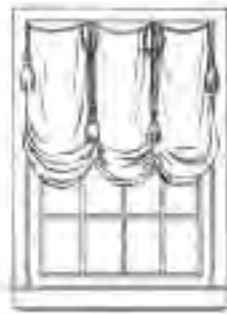
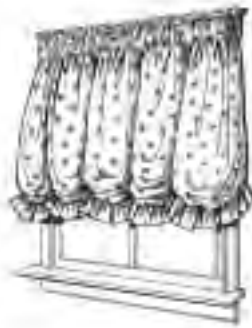
104 105
106 107





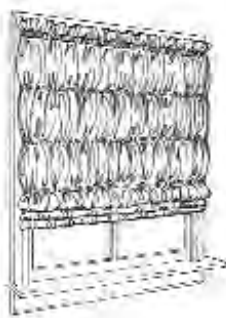
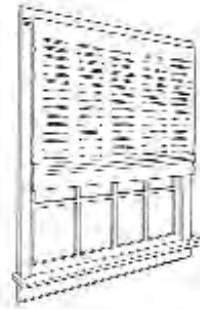
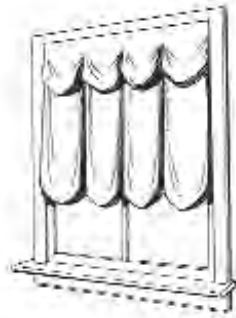
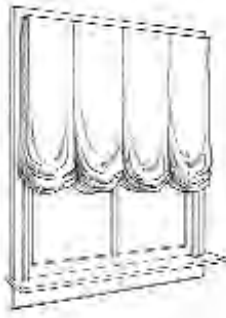
108 109
110 112



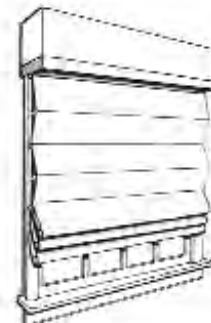
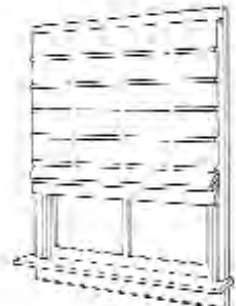
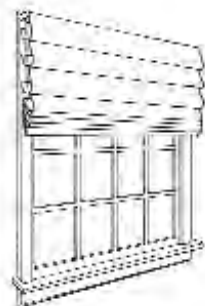
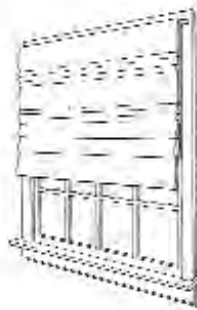
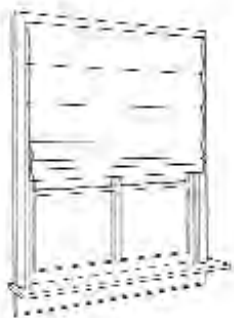



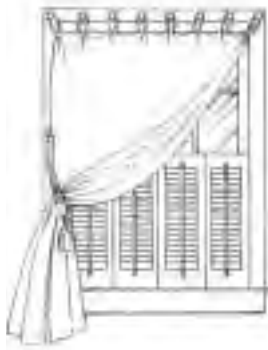
113 114
115 116



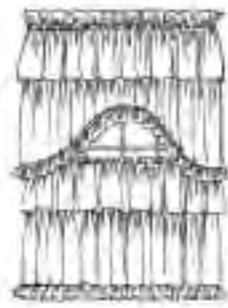


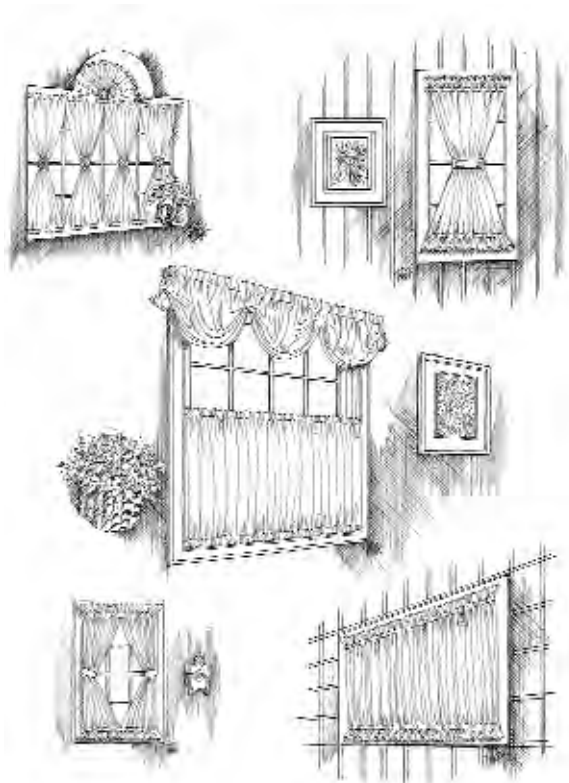

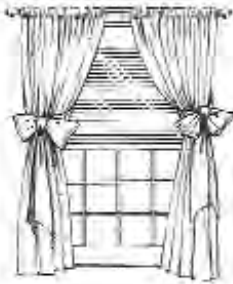
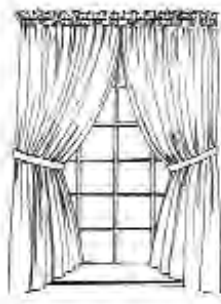
117 118
119 120



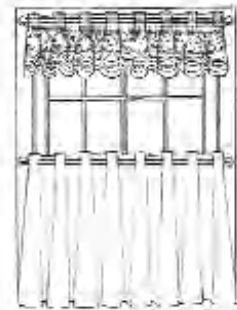
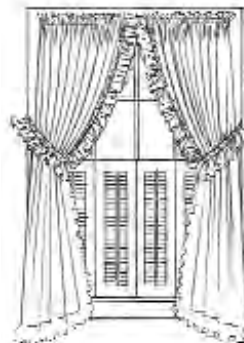
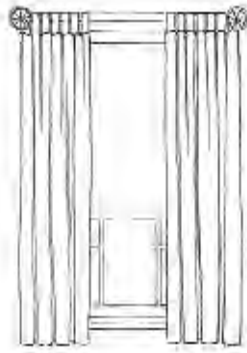



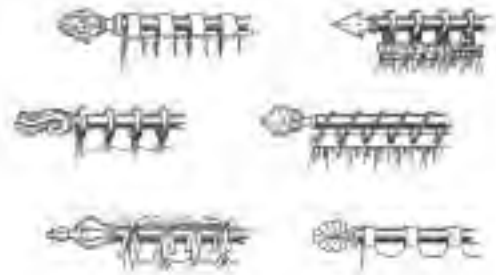

122 123
124 125







126 127
128 129



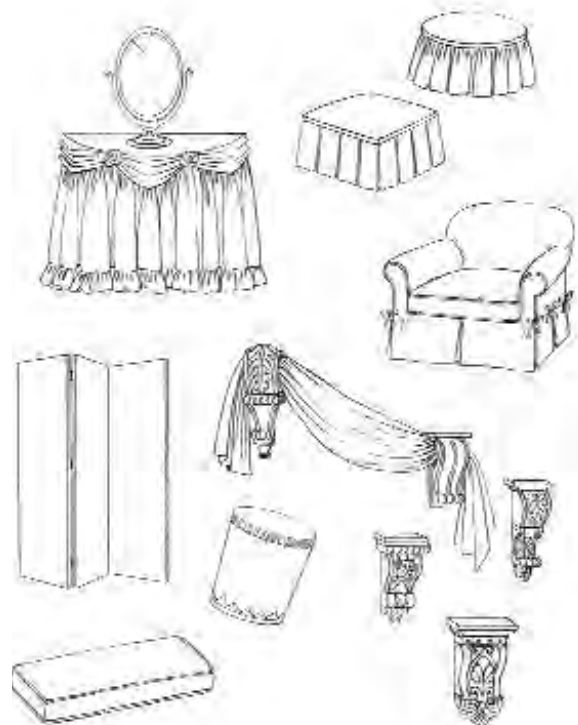

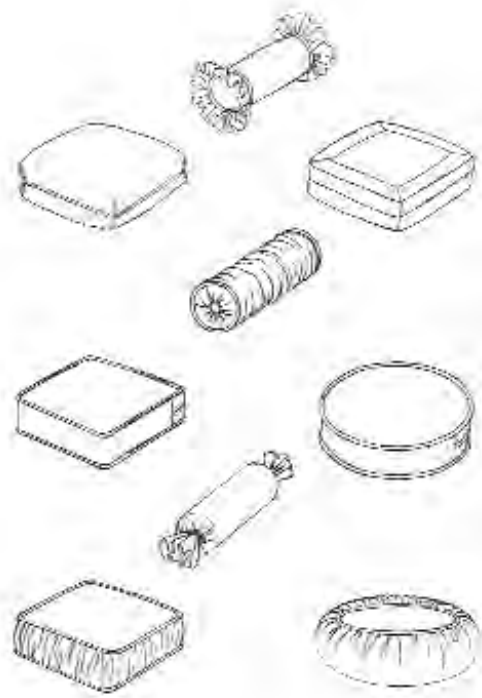


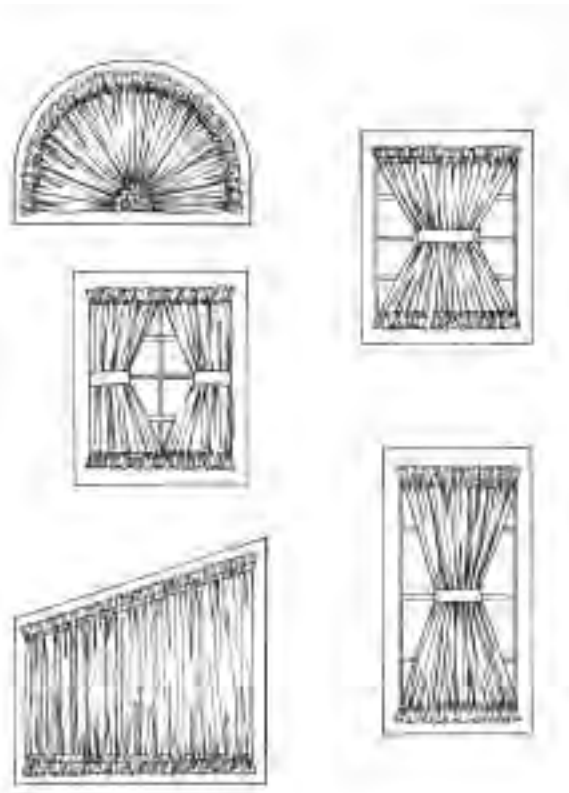
130 131
132 133



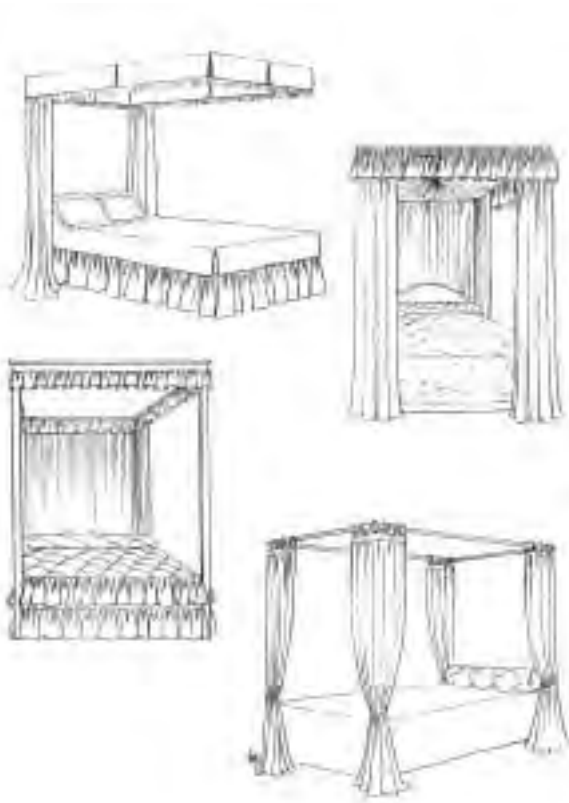


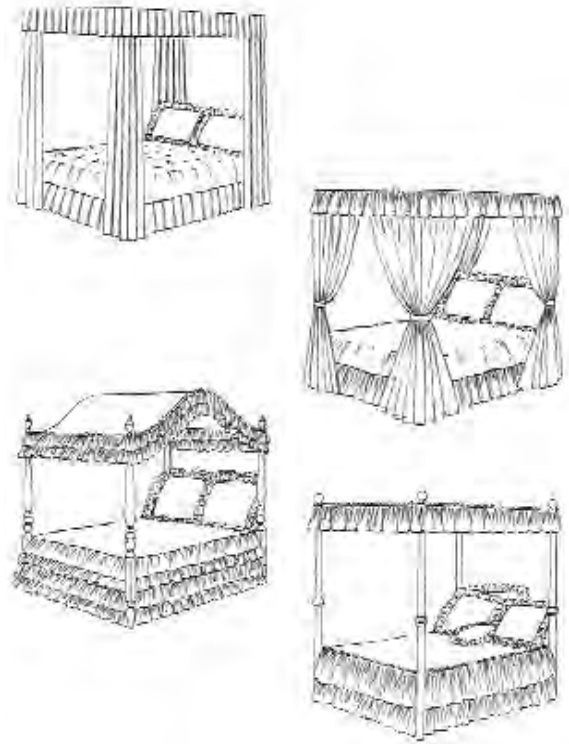
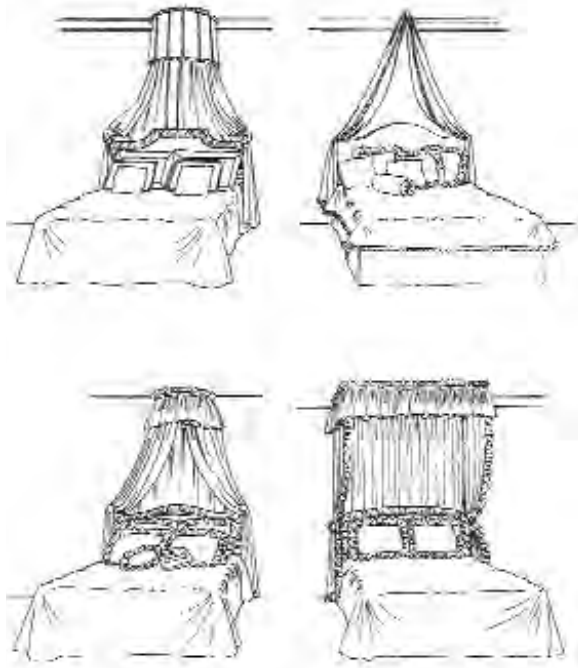
134 135
136 137




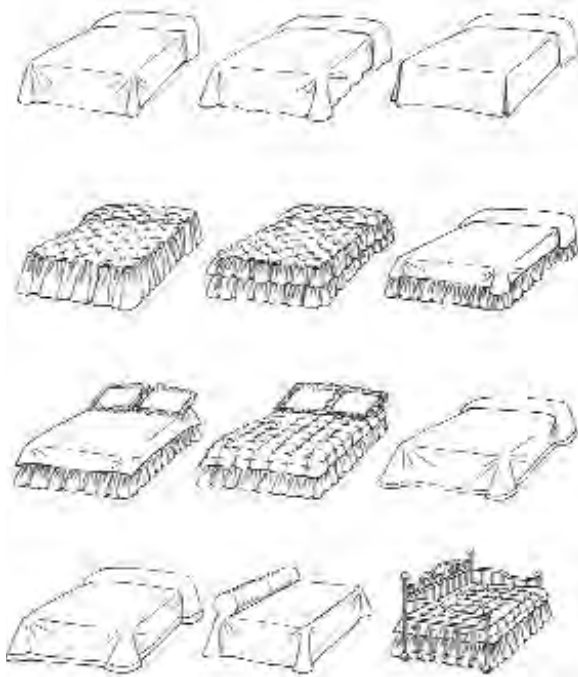


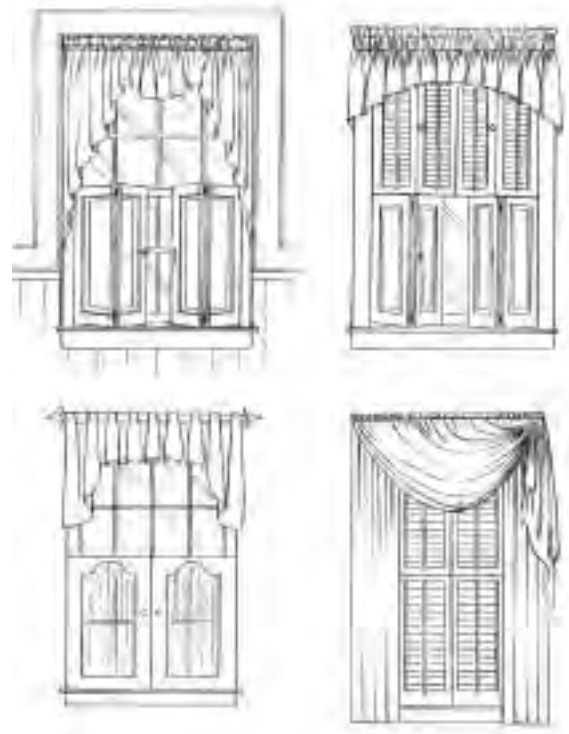
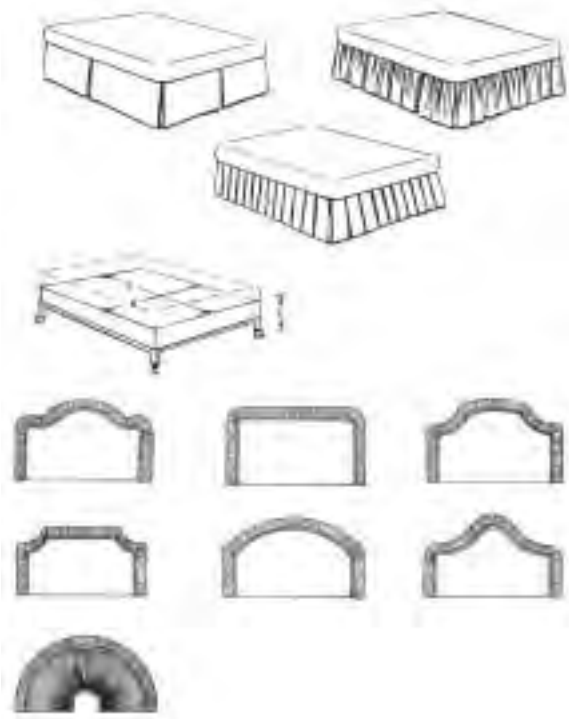
138 139
140 141



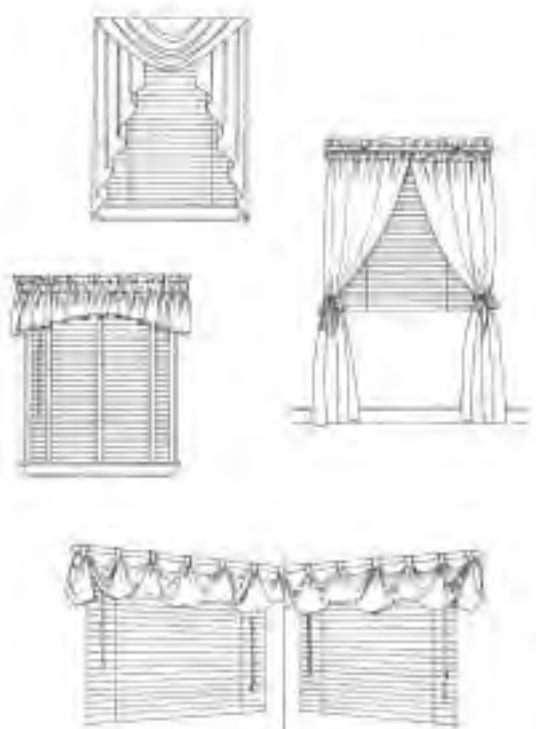
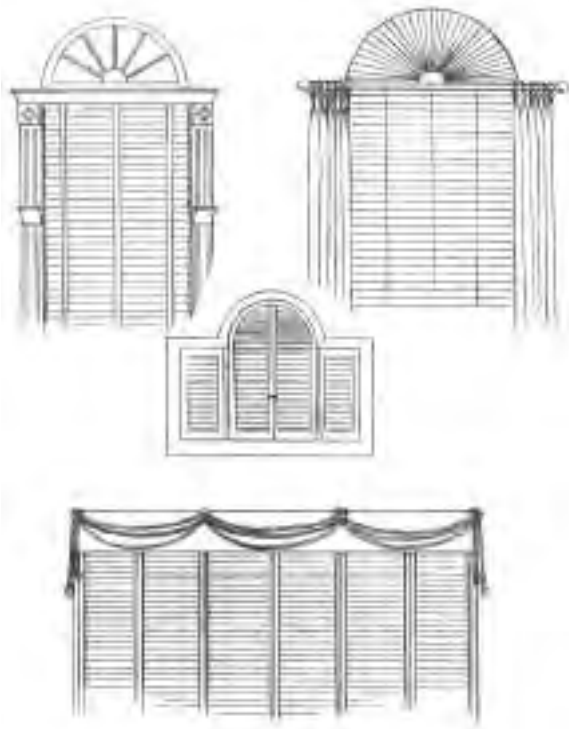


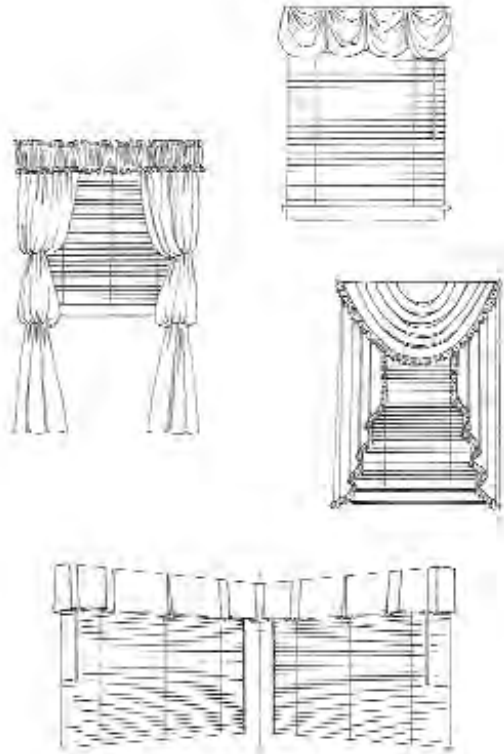

142 143
144 145



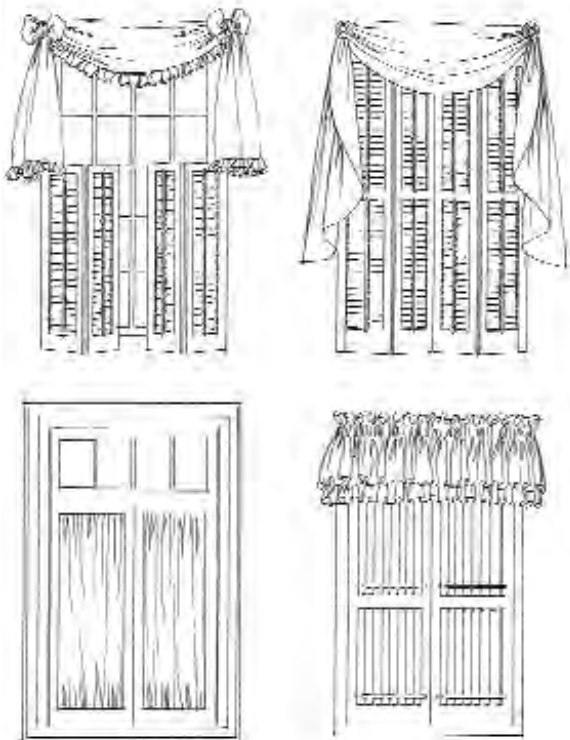


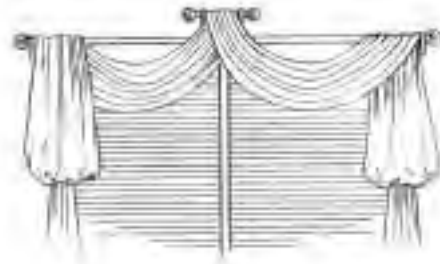
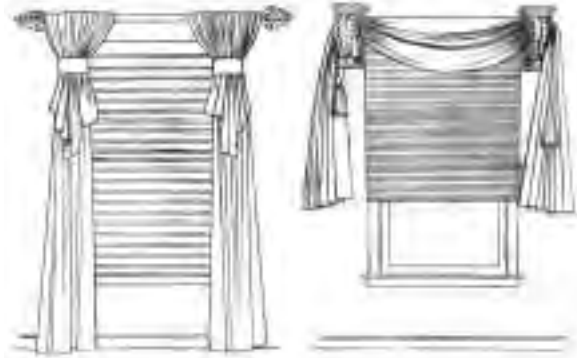
147 148
149 150



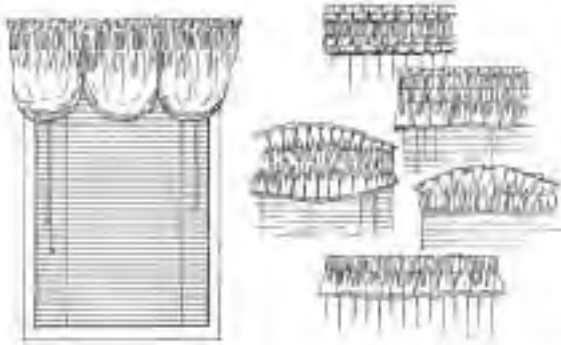



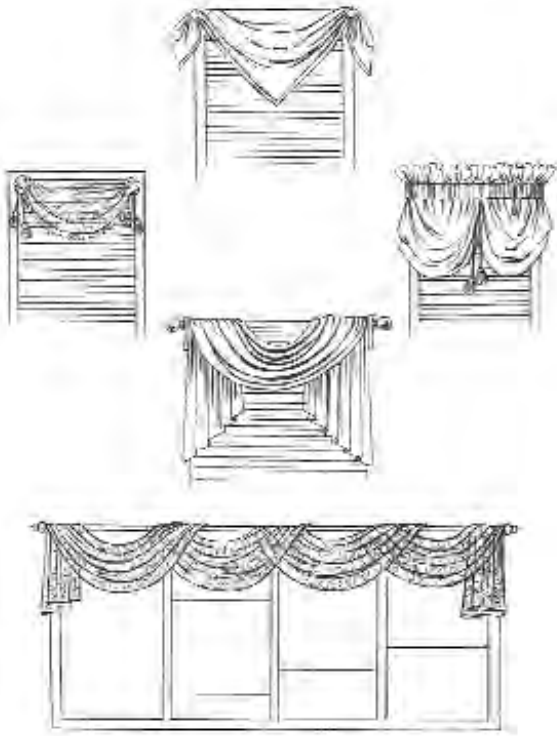
151 152
153 154



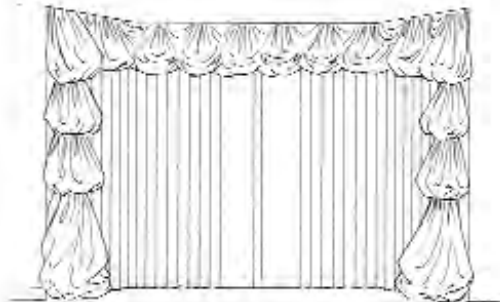

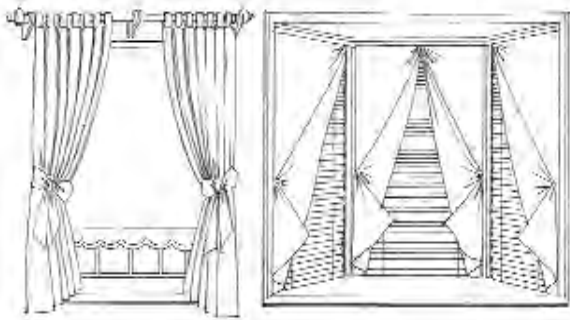


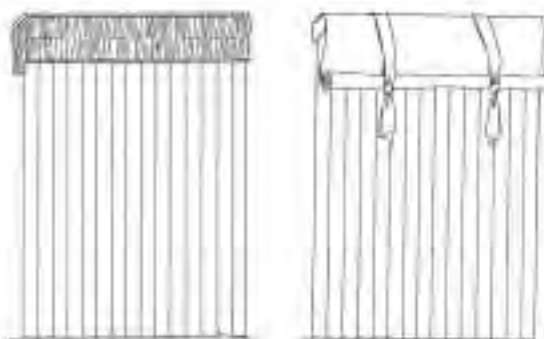
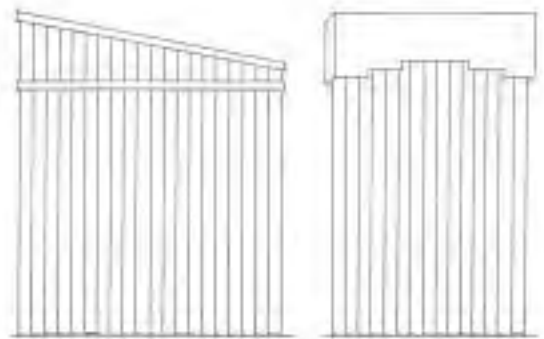
155 156
157 158



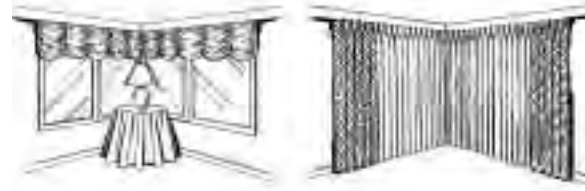
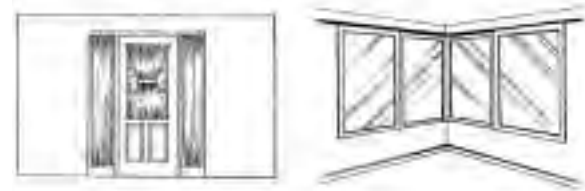
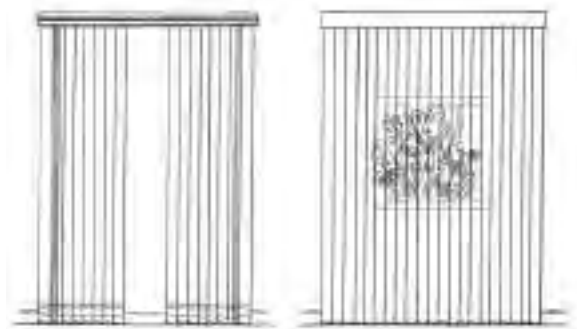

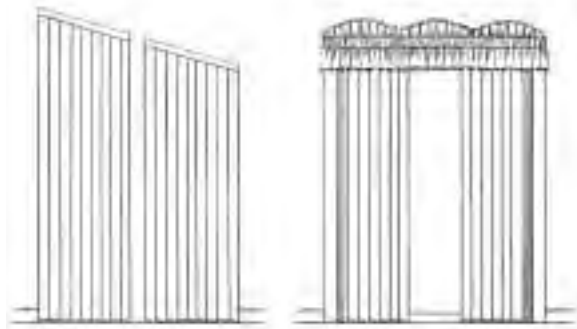


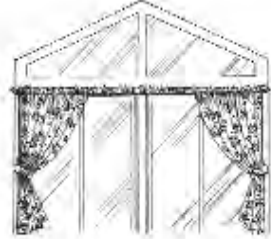
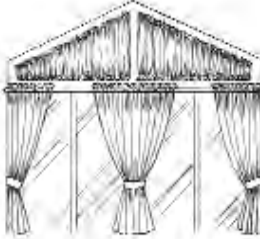
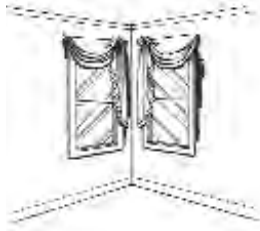
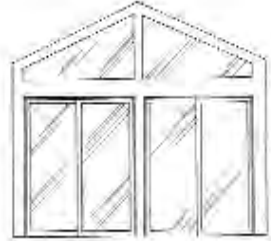
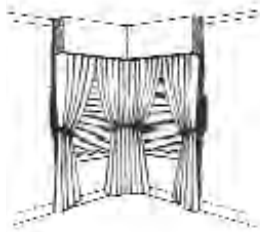
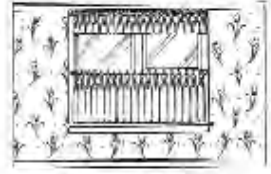
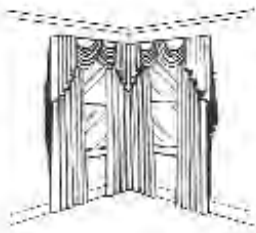
159 160
161 162





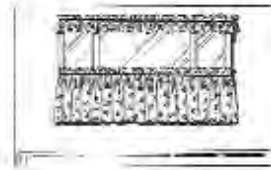
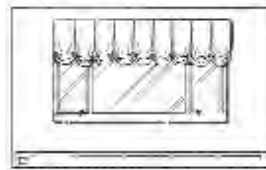
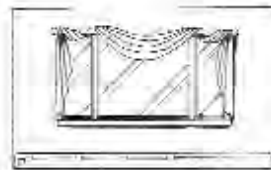
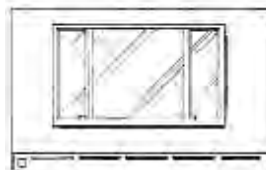
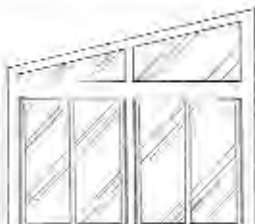
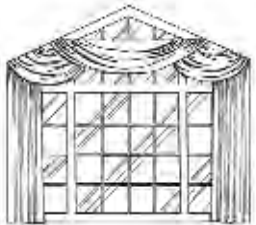
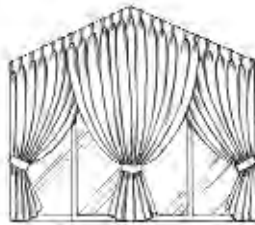
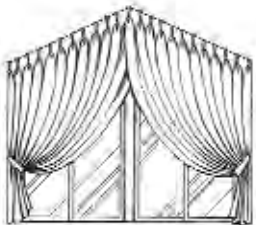
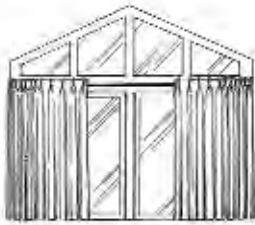
163 164
165 166

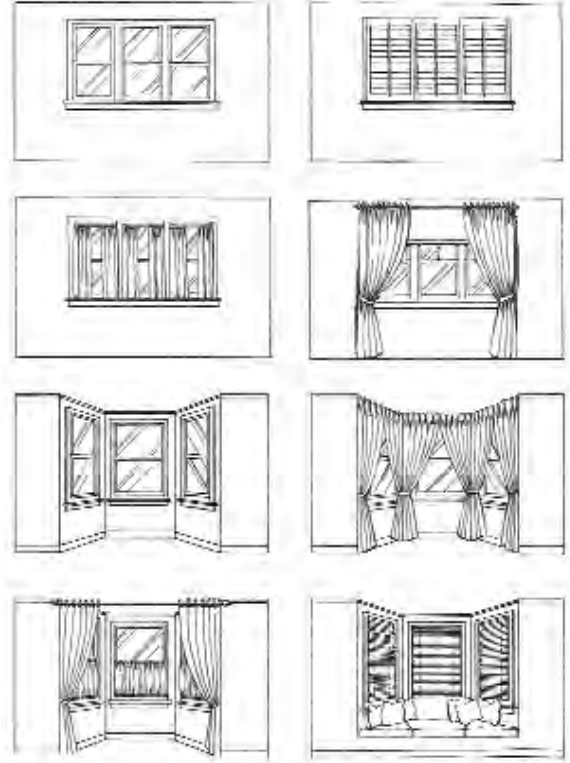






167 168

169 170





171 172
173



Index

- Accessories** 136, 137
- Air Conditioner** 168
- American Early Georgian** 9
- American Federal** 13
- Angled**
 - swag 80
 - top 101
- Appliqué** 94, 95
 - bottom 158
 - top 135
- Arched** 57, 125
 - canopy 143
 - cornice 94, 95, 97, 101, 102,
 - diagonally 101
 - double 30, 66, 67
 - draperies 19, 21-24, 27
 - heading 65
 - multiple 40, 54
 - rod pocket 64, 67, 129
 - shade 113, 157
 - shutters 149
 - sunburst 19
 - swags 21
 - valance 27, 30, 31, 34, 40,
 - 50-52, 54, 57, 59, 60, 65, 66,
 - 67, 69, 129, 150, 151
- Arched Top** 49, 113, 125, 157, 173
- Arrangement Styles**
 - swags and cascades 86, 87
- Asymmetric**
 - cascades 81, 84, 88
 - swags 13, 81, 90
 - tie back 20, 90
 - valance 17
- Austrian Shade** 23, 41, 42, 88, 116, 126
- Austrian Valance** 40, 42, 62, 68
- Awning**
 - valance 160
 - window 48
- Balloon Drapery** 44
- Balloon Shade** 27, 31, 39, 56, 83, 112-115, 128
 - swagged 117
 - wide pleated 112
- Balloon Swag** 85
- Balloon Valance** 34, 61, 152
- Banding** 23, 34, 50, 55, 63, 103, 105
 - bishops sleeve 37
 - cornice 94
 - edge 55
 - plain 69
 - raised 100
 - ribbon 130
 - shaped 100
 - tie backs 130
 - tie bands 132
 - valance 55, 69, 130
- Baseboard Heater** 170
- Bay Window** 48, 90, 162, 164, 170, 172
- Bed Coverings** 141
- Bedsread** 140, 141, 143
- Benches**
 - double 145
 - scalloped 145
 - upholstered 145
- Bishop Sleeve** 22, 37
 - draperies 24, 27, 29, 33, 38, 152
 - effect 162
 - valance 151
- Blind** 31, 119
 - mini 36, 37, 41, 117, 125, 157, 160
 - pleated 159
 - Venetian 150
 - vertical 162, 163, 164, 165
 - white wood 154
 - wood 149, 150, 151, 152, 155
- Bolster** 144
 - cylindrical 145
 - rectangular 145
 - wedge 145
- Bottom-Up Shade** 118
- Bow Window** 49
- Bows** 31, 38, 41, 43, 54, 57, 67, 69, 81, 88, 90, 115, 126, 128, 133, 136, 138, 158
- Box Pleating** 45, 63, 131
 - coverlet 141
 - tie 133
 - triple 55
 - valance 50-53, 55, 63, 142, 143, 152, 160
- Boxed Swag Valance** 88
- Brass Rod** 31, 125, 131, 165
- Buttons** 17, 50, 134
- Café Curtain** 19, 20, 24, 29, 34, 36, 39, 43, 122, 123, 125, 126
 - double 131
- Canopy** 143
- Cantonniere** 110
- Cascades** 56, 62, 68, 72, 73, 78-81, 83, 85-87, 92, 105, 106, 133, 140, 161
 - arrangement styles 86, 87
 - asymmetric 81, 84, 88
 - double 79
 - empire 75
 - formal 82
 - inverted 77
 - long 84
 - stacked 91
 - standard 91
 - tails 89
 - yardage requirements 93
- Cascading Effect** 119
- Casement Windows** 48, 170
- Cathedral Top** 67
- Cathedral Windows** 49, 155, 168, 169
- Ceiling Mounted Valance** 141
- Center Florence** 41
- Center Sleeve** 33
- Clerestory Windows** 49, 155, 169
- Cloud Shade** 19, 30, 112-116, 159
 - shutters 155
- Cloud Valance** 40, 56, 61, 65, 66, 127, 151, 154, 157
- Cluster** 39
- Comforter**
 - tufted 144
- Contrasting Lining** 89
- Cord** 75, 118
 - double knotted 56
 - knotted 56
 - shirred 132
 - trim 90
 - twisted 55
 - welt 132
- Corner Gliding Windows** 166
- Corner Windows** 49, 168
- Cornice Box Shapes** 107-109
- Cornice Boxes** 94, 95, 99-103, 105-109, 111, 149, 154
 - angled top 101
 - button swagged 96
 - chevron 95, 96
 - crown 96, 98
 - custom 95, 98
 - designer 74, 94
 - measuring information 111
 - multi-fabric 97
 - narrow 57
 - pagoda 95, 96, 98
 - scalloped 101, 103
 - shaped 96, 97, 98, 105
 - shirred 99, 103, 104, 115, 163
 - soft 53, 54, 106
 - straight 96, 98, 100, 101, 102
 - sunburst 98
 - wood 94, 100
- Country** 43
- Covered Rod** 37, 79
- Coverlet** 142, 143
 - box pleated 141
 - plain 144
 - quilted 143, 144
- Crown** 140
 - cameo 73
 - custom 149
 - shaped 98
 - shell 73
 - wood 98
- Curtains** 49, 122
 - banded 130
 - lace 44
 - Priscilla 124
 - rod top 124
 - straight 129
 - tab tied 131
 - tabbed 122, 161
 - tab-top 128, 129, 130
 - threaded 129
 - tie backs 123, 124, 126, 128, 129, 130, 161
 - tiered 130
 - café 19, 20, 24, 29, 34, 35, 39, 43, 122, 123, 125, 126, 128, 131
- Custom**
 - cornice 95
 - draperies 45
- Day Bed** 144
- Decorator Pole** 38, 41, 142
- Decorator Rod** 16, 19, 25, 26, 28, 32, 38, 39, 50, 53, 55, 57, 58, 69, 76-79, 122, 124, 126, 128, 129, 140, 150, 156, 159, 160
 - brass 125, 131
 - gold 73
- Designer**
 - cloud shade 112
 - cornice 74, 94
 - touch 163
- Diamond Rod Pocket** 127, 139
- Divider** 137
- Dormer Window** 48
- Double Cascades** 79, 92
- Double Hung Window** 48, 168, 172
 - triple 172
- Double Rod Pocket** 25, 33, 44, 60, 64, 65, 66, 114
- Double Swags** 79, 80, 81, 83, 84, 85, 89, 150
- Double Window** 49
- Draped**
 - crossed in middle 81
 - over holdbacks 142
 - over rod 79, 83
 - swag 83, 89, 150
 - through sconces 78
 - valance 89
- Draperies** 19, 20, 27-30, 38, 40, 41, 76, 90, 105, 126, 148, 149, 156
 - balloon 44
 - custom made 45
 - double rod pocket 33
 - flat rod pocket 35, 36
 - how to order 45
 - lace 27
 - measurements 45
 - options available 45
 - stationary 37, 38, 143
 - terminology 45
 - rod pocket 18, 21-25, 32-37, 44, 127
 - tent 19, 20
 - tie backs 19, 20, 25, 29-35, 37, 38, 40-44
 - pleated 16, 17, 20, 21, 25, 32, 39, 42, 43, 72, 73
 - bishop sleeve 22, 24, 27, 29, 33, 37, 38, 152
 - tab 16, 23, 25, 26, 28, 31, 32, 39
- Dust Ruffle**
 - box pleated 143, 147
 - shirred 144, 147
 - tailored 142, 147
- Early Georgian** 8
- Edge**
 - banding 55
 - fringed 63
 - knife 134
 - pleated 85

pouffed 117
 ruffled 115
 scalloped 42, 144
 welt 134, 138
Empire Valance 69
End-Pleated Valance 44
English Baroque 8
English Middle Georgian 9
English Neoclassic 12
European 75
Fabric
 covered 137
 draped 137, 142, 150, 156
 draped through sconces 78, 137
 folded over decorator rod 156
 insert 103, 111, 148, 153, 163
 multi-fabric 65, 97
 pleated 99
 shades 114
 swagged 75, 90, 152, 159, 162
 ties 90
 triple fullness 116, 117
Flat Rod 56-58
Flat Rod Pocket 35, 36
Florence 41
Folds 20, 119, 120
French 7
French Doors 49, 84, 155, 171
 shutters 154
French Neoclassic 11
French Pleated 123
 draperies 39
 valance 17, 40, 59, 68
Fringe 43, 51, 62, 63, 78, 96, 97, 98, 133, 158, 159
Full Tie Back 75
Fullness Chart 46
Gathered 69, 101, 115-117
 canopy 143
 cascade 91, 161
 cornice 101, 111, 163
 curtain 122
 double 31, 163
 draperies 20, 21, 23, 38, 41, 126, 151
 dust ruffle 143
 heading 131
 panels 106
 swag 73, 91, 161
 triple 57
 valance 27, 29, 30, 31, 52, 54, 57, 58, 96, 123, 125, 143, 150, 153, 158, 160
Glass Wall 49
Grommets 131
 brass 118
Headboard
 upholstered 140, 142, 147
Heading 33, 45, 51, 60, 122, 131
 box pleated 131
 buckram 45
 double 45
 gathered with rings 131
 gilded 73
 gold leaf 106
 grommet 131
 rod pocket 61, 65
 rope 131
 scalloped 131
 Shirred 61, 65, 66
 tab 131
 ties 131
Heart Shaped 134
High Rod 123
Historical Window Treatments 6
 American Early Georgian 9
 American Federal 13
 Early Georgian 8, 9
 English Baroque 8
 English Middle Georgian 9
 English Neoclassic 12
 French Neoclassic 11
 Italian French Renaissance 7
 Louis XV 10
 Louis XVI 11
 Neoclassic 11-13
 Rococo 10
 Victorian 14, 15
Holdbacks 26, 122, 142
Horizontal Rods 117
Hourglass 102, 127, 139
Inside Installation 121
In-Swinging Casement 48
Inverted Cascade 77
Inverted Pleats 117
 box 63
Italian 7
Jabots 54, 62, 69, 75, 82, 83, 92, 102, 140, 151
 effect 75
Jalousie Window 48, 171
Kingston Valance 37, 50, 53, 60
Knots 21, 22, 27, 54, 56, 81, 96, 106, 134
Knotted Scarf Swag 21
Knotted Swag 21, 22, 27, 106
Lace
 curtain 44, 129
 draperies 27
 multiple 159
 panels 83
 table cover 138
 tie backs 150, 160
 valance 129
Lambrequin 56, 104, 110
Lamp Shades 136
Leaded Glass 154
Leaf Design
 gold 106
 painted 100
Louis XV 10
 valance 50
Louis XVI 11
Maltese Cross Ties 72, 82, 140
Measuring Information
 cornice boxes 111
 draperies 45
 dust ruffles 147
 headboards 147
 shades 121
Mini Blind 36, 37, 41, 117, 125, 157, 160
Mini-Pleats 118, 119
Molding
 custom 149
Murphy Valance 51
Napkin Rings 136
Napkins 136
Natural Finish
 wood blind 154
Neck Roll 135
Neoclassic 13
 English 12
 French 11
Ottoman
 round 137
 square 137
Outside Installation 121
Out-Swinging Casement 48
Overlay 138
Palladian Window 49
Panels 36, 45, 83, 99, 106, 116, 119, 141
Picture Window 48
Picture Window 48, 170
Pillows
 sham 145
 throw 134, 135
Pinch Pleated 43, 45
 double 59
Piping 61
Placemats 136
Pleat Spacing 45
Pleat To Chart 46
Pleating 51, 99, 102, 103, 111, 133
 alternate 119
 blind 159
 box 45, 51, 52, 53, 55, 63, 131, 142, 152
 cluster 39
 cornice 102, 111
 curtains 125
 diagonally arched 101
 double 59
 draperies 16, 17, 20, 21, 25, 32, 39, 42, 43, 45, 72, 73, 104
 edge 85
 end 44
 French 17, 39, 40, 59, 68, 123
 goblet 16
 honeycomb 101
 horizontal 119
 inverted 117
 mini 119
 pinch 43, 45, 59
 shade 112, 117, 119, 156-158, 160, 161
 space 42, 59, 60, 66
 spacing 45
 swag 91
 tie back 42, 133
 valance 16, 17, 31, 39, 40, 42, 44, 50, 51, 52, 53, 55, 59, 60, 68, 72, 142, 152, 165
Pole 115, 116
Pouffed 117
Priscilla Curtains 124
Puffed
 tie Backs 44
 valance 161
Pull Down 43
Pulled Back
 draperies 30
 panels 161
Queen Ann Valance 42, 52, 59, 60
Quilted
 bedspread 141
 coverlet 143
 sham 145
 throw 144
Ranch Window 48
Renaissance
 French Italian 7
Repeating Pattern 119
Return 45
Ribbon 130
Rings 81, 90, 123, 131
Rococo 10
Rod Pocket 45, 64, 124
 café 35, 36
 diamond 127, 139
 double 25, 33, 44, 60, 61, 64, 65, 66, 114
 flat 35, 36
 hourglass 127, 139
 shade 114, 117
 slant top 127, 139
 sunburst 139
 swag 62
 tie backs 35
 top 124
 triple 65
Rod Pocket Drapery 17, 21-25, 32-37, 44, 127, 140
 double 25, 33
 flat 35, 36
Rod Pocket Valance 35, 36, 40, 60, 61, 62, 64, 66, 67, 68, 74, 141, 142, 148, 158
 arched 54, 60, 64, 65, 129
 ceiling mounted 141
 double 44, 60, 61, 64, 65
 triple 65
Roller Shades 158, 161
Roman Shade 17, 39, 41, 72, 104, 118-120
 mini fold 120
 mock 63
Roman Valance 120
 mock 63
Rope 25, 52, 77, 78, 94, 96, 114, 131, 149
 twisted 97
Rosettes 27, 43, 73, 79, 80, 82, 84, 85, 88, 99, 101, 102, 132, 136, 142
Ruffles 23, 34, 35, 56, 57, 66, 68, 81, 83, 99, 124, 126, 151
 arched 57
 bedspread 143
 bottom 113, 144
 cascade 105
 cornice 95
 double 64, 133, 141
 edge 115
 pillow 134, 135, 145
 side drops 162
 skirt 138
 standup 61, 64, 69

sunburst 19
 swag 85, 153
 tie 133
 tie backs 34, 43, 128, 129, 142
 top 116, 159
 valance 64, 142, 161

Sashes 48

Scalloped
 bench 145
 bottom 101, 103
 edge 42, 144
 heading 131
 panels 116
 ruffle 134
 shade 158
 top 131, 144
 valance 53, 63, 123, 160, 165

Sconces 26, 78, 137

Seat Cushions 136, 137

Shades 156, 157, 160, 161
 Austrian 41, 42, 88, 116, 126
 balloon 27, 31, 39, 56, 112-115, 117, 128
 bottom-up 118
 cloud 19, 30, 112-116, 159
 dramatic accordion look 118
 measuring information 121
 nautical 118
 pull down 43
 roller 158, 161
 Roman 17, 39, 41, 72, 118-120
 specialty soft 114
 stagecoach 112

Sheers 20, 24, 25, 29, 31, 34, 37, 40, 42, 44, 77, 123

Shirred 64, 99
 Austrian 138
 band 103, 105
 cord 132
 cornice 99, 104, 115, 163
 curtain 123, 126
 drop 144
 dust ruffle 144
 fabric insert 153
 heading 61, 65
 lambrequin 104
 pillow 134, 135
 rod 162
 shade 116
 skirt 145
 tie bands 132, 133
 valance 66, 151, 164

Shutters 122, 129, 149, 153
 arched 149
 café 153
 custom fitted 155
 fabric insert 148
 French door 154, 155
 full 153
 half 151
 louvered 148, 153
 plantation 151
 solid wood 148
 sunburst 154
 traditional 148, 155

wide blade 154

Side Drops 97, 105, 152, 162

Sidelights 166

Single Cascade 81, 92

Single Swag 27, 29, 79, 80, 89

Slant
 rod pocket 127
 verticals 164
 window 49, 155, 165

Sleeve 28, 33, 38

Sliding Glass Doors 49, 168

Slip Covered Chair 137

Smocked 116

Space Pleated 42, 59, 60, 66

Special Swag Effect 28, 75

Specialty Soft Shade 114

Stack Back Chair 46

Stagecoach Shade 112

Stagecoach Valance 54, 163

Stand-up 36, 37, 61, 64, 69

Stationary 37, 38, 143

Stationary Drapery 37, 38, 143

Strip Window 48

Structural Beam 166

Studio Couch 144

Sunburst 19, 139
 shutter 154

Suspender Balloon Shade 114

Swagged Valance 30
 box 88
 double 89

Swags 16, 21, 23, 29, 54, 56, 72-74, 77, 78-89, 99, 140, 151, 152, 159, 162
 arched 21
 arrangement styles 86, 87
 asymmetrical 13, 81, 90
 deep 75
 draped 83, 89
 empire 75, 76, 92
 fan 73
 formal 82
 gathered 73, 82, 91, 161
 in and out 100
 joined in middle 79
 knotted 21, 22, 27, 106
 knotted scarf 21
 open 76, 91
 raised 77
 short 159
 special 75
 traditional 67, 125
 turban 78
 two-tone 153
 waterfall 76
 wrapped 91
 yardage requirements 92, 93

Tab Draperies 16, 23, 25, 26, 28, 31, 32
 double 26

Tab Valance 17, 25, 50, 52, 53, 69, 150

Tabbed Curtain 122, 125, 128, 129, 130, 131, 161

Table Covers 138

Tassel 16, 25, 73, 75, 77, 81, 97, 114, 134, 138, 149, 159

Tear Drop Valance 16, 52

Throw Pillows 134, 135

Throw Spread 142, 144

Tie Backs 19, 20, 29-35, 40-42, 44, 77, 85, 90, 104, 128-130, 142, 143
 curtains 123, 124, 126, 130, 161
 full 75
 lace 150, 160
 multiple 43
 draperies 17, 25, 32, 34, 35, 40, 42

Tie-Bands 36, 38, 54, 132, 133

Tiers 80, 113, 130

Ties 23, 41, 54, 63, 85, 90, 106, 112, 124, 131 133, 138

Time Line 6

Trim 53
 brass 165
 cord 90
 tassel 75
 welt 145

Triple Draped Swags 79

Triple Fullness Fabric 116, 117

Turban 78

Upholstered
 headboards 140, 142, 147

Valance 27-31, 33-36, 50-52, 54, 55, 57-64, 66-71, 88, 89, 96, 120, 123-125, 129, 130, 142, 148, 158, 161
 Austrian 40, 42, 62, 68
 Awning 160
 balloon 34, 61, 152
 banner 53
 bishops sleeve 151
 Bordeaux 51
 canopy 143
 cathedral top 67
 ceiling mounted 141
 chevron 122, 155
 cloud 40, 56, 61, 65, 66, 69, 127, 151, 154, 157, 164
 empire 69
 full 160
 geometric 157
 half-round 142
 handkerchief 20, 52
 Kingston 37, 50, 53, 60
 lambrequin 56
 Louis XV 50
 matching 116, 117
 multi-level 53
 multiple point 51, 55
 Murphy 51
 New Orleans 68
 open 53
 overlapping 120
 petticoat 68
 pointed 16, 50
 Queen Ann 42, 52, 59, 60
 regal 53
 rolled 54
 Roman 63, 120
 shaped 56

spacer 66

stagecoach 54, 163

tapered 55, 62, 66, 67, 68

tear drop 16, 52

triple cone 55

Vanity Table 137

Venetian Blind 150

Ventilation 48

Verticals 162, 163-165

Victorian 14, 15

Wastebasket 137

Welting 101, 132, 133, 135, 144
 edge 134, 138
 pillow sham 145
 rope 134
 special 103
 trim 145

Window Types 48

Wood
 blinds 149, 151, 152, 154, 155
 header 100
 shutters 148
 Venetian blind 150

Yardage Information 46
 bed coverings 146
 cascades 92, 93
 headings chart 47
 swags 93